

# ARKANSAS RAZORBACKS

Associate Communications Director Jeri Thorpe | jthorpe@uark.edu | Cell-479-283-3344

## '16-'17 SCHEDULE

All: 13-6 | SEC: 2-4 | H: 9-3 | A: 2-3 | N: 2-0 | Ranked: 0-1

NOVEMBER (7-0)		W/L	SCORE
3	OKLA. BAPTIST (EXH)	W	79-32
11	SAM HOUSTON STATE	SECN+ W	71-39
13	LOUISIANA-MONROE	- W	92-46
17	SOUTH DAKOTA	SECN+ W	70-67
21	STETSON	SECN+ W	79-62
25	vs. Memphis!	- W	91-61
26	vs. Navy!	- W	70-67
30	at Tulsa	CST W	57-50
DECEMBER (4-2)			
3	TEXAS TECH*	SECN W	66-60
7	BUTLER	SECN+ W	68-50
11	at Missouri State	ESP3 L	64-62
18	NORTHWESTERN STATE	SECN+ W	65-36
21	ORAL ROBERTS	SECN+ L	70-60
28	HOUSTON BAPTIST	SECN+ W	101-40
JANUARY (2-4)			
1	at Ole Miss*	SECN L	73-64
5	#4/4 MISSISSIPPI STATE*	SECN+ L	59-51
8	LSU *	SECN+ L	53-52
12	at Texas A&M*	SECN+ L	90-65
15	at Alabama*	SECN W	68-50
19	VANDERBILT*	SECN+ W	59-56
23	MISSOURI*	SECN	6 P.M.
29	at LSU*	SECN	1 p.m.
FEBRUARY (0-0)			
2	GEORGIA*	SECN+	7 P.M.
5	SOUTH CAROLINA*	ESP2	1 P.M.
9	at Florida*	SECN+	6 p.m.
12	at Missouri*	SECN	5 p.m.
16	KENTUCKY*	SECN+	7 P.M.
19	at Tennessee*	SECN	2 p.m.
23	at Vanderbilt*	SECN+	7 p.m.
26	AUBURN*	SECN	2 P.M.
MARCH (0-0)			
1-5	SEC Tournament	SECN/ESPNU/ESP2	TBA

! - Nugget Classic (Reno, Nevada)  
 ^ - SEC/Big 12 Challenge (Campus Sites)  
 \* - Southeastern Conference Game  
 All home games played in BWA (19,200)  
 All times central and subject to change.

## SEASON HONORS

### Jessica Jackson

- ▶ Preseason All-SEC First Team selection (Coaches)
- ▶ CollegeSportsMadness.com SEC Player of the Week (Dec. 5)
- ▶ Senior CLASS Award nominee

### Jailyn Mason

- ▶ SEC Freshman of the Week (Nov. 29)
- ▶ SEC Freshman of the Week (Jan. 17)

## GAME 20 | ARKANSAS (13-6 | 2-4 SEC) VS. MISSOURI (13-7, 3-3 SEC)

### RAZORBACKS

Head Coach: Jimmy Dykes

@CoachJimmyDykes

At Arkansas: 43-38 (3)

Career Record: 43-38 (3)

W/L Streak: W2



### MISSOURI TIGERS

Coach: Robin Pingeton

School Record: 114-96 (7)

Career Record: 449-253 (22)

W/L Streak: W2

### SERIES INFO

All Time: 11-6 | Fayetteville: 6-1 | Columbia: 4-5 | Neutral: 1-0 | Streak: Arkansas L1

TV: <http://es.pn/2iWmqRG> \ SEC Network \ Brenda VanLengen and Carol Ross

Radio: Razorback Sports Network \ PxP: Phil Elson

LR - KABZ-FM-103.7 \ Fayetteville - KQSM-FM-92.1 \ Ft. Smith - KFPW-AM-1230/FM-94.5 \ Rogers - KURM-AM-790/FM-100.3

Stats: <http://statb.us/b/146150> - live stats



## STORYLINES

### JESSICA JACKSON

- ▶ Single season best 15 consecutive games with double figures (opening game-Miss State)
- ▶ Jackson's career-best 34 points against HBU is the second highest point total by an SEC player this year
- ▶ Ranks fifth in career points (1,714), sixth in blocks (127) and 10th in career rebounds (679)
- ▶ Season goal is to shoot more FT (62-89) than 3's (27-79)
- ▶ 92 career games with double figure scoring
- ▶ 24 games with 20+ points (four as a senior)
- ▶ Jessica Jackson ranks 12th in the SEC in all games, averaging 15.3 points per game and 12th with 269 points scored.
- ▶ Also in the SEC: ranks tied for 10th in 3-pointers made (1.5), and tied for 14th in offensive rebounds (2.6) in all games.



### DEFENSE DEFINES US

- ▶ 503 defensive rebounds
- ▶ Holding opponents to .371 from the field
- ▶ Thirteen of 17 opponents below their season shooting average - 10-3 when that happens
- ▶ Held five opponents to less than 30% from the floor including one SEC opponent (LSU) and held Alabama to 30.9% in a win in Tuscaloosa
- ▶ Forced 297 turnovers

### TOUGH SCHEDULE

- ▶ Arkansas faces four nonconference and 14 total opponents who advanced to the postseason last year
- ▶ The Razorbacks defeated the 2016 WNIT Champion South Dakota, who returned all of its starters from a year ago
- ▶ This week in the polls - (AP/USA TODAY): Mississippi State (4/4), South Carolina (5/5), LSU (RV 6/-), Kentucky (RV 4/-), Tennessee (RV -/18), Texas A&M (RV -/16)

### NEWCOMERS CONTRIBUTE

- ▶ McDonald's All-American **Aaliyah Wilson** made her collegiate debut against Stetson
- ▶ Even though **Bailey Zimmerman** and **Keiryn Swenson** are sophomores, they are seeing significantly more playing time and better numbers this season
- ▶ **Bailey Zimmerman** ranks 21st in the NCAA with a 5.0 assist/turnover ratio
- ▶ **Jailyn Mason** -- Career bests for points (11), FG (5), FGA (10), Rebounds (6) against Stetson. Mason earned **SEC Freshman of the Week** honors Nov. 29 after helping Arkansas to the Nugget Classic title in Reno; She earned her second **SEC Freshman of the Week** (Jan. 17) honor after leading the Razorbacks to its first SEC win of the year at Alabama.



**LAST GAME'S STARTERS  
NUMERICAL**

NO.	NAME	POS	HT	CL	HOMETOWN/HS/PREVIOUS SCHOOL	PPG	RGP	APG	FG%	3FG%	FT%
00	Jessica Jackson	F	6-3	Sr	Jacksonville, Ark./Jacksonville HS	15.3	6.4	1.6	.408	.342	.697
2	Aaliyah Wilson	G/F	5-10	Fr	Muskogee, Okla./Muskogee HS	4.6	2.8	1.7	.292	.300	.833
3	Malica Monk	G	5-5	So	N. Little Rock, Ark./NLR HS	10.6	2.4	3.3	.473	.313	.782
4	Keiryn Swenson	G/F	6-1	So	Wichita, Kan. /Maize HS	9.4	4.7	0.5	.530	.520	.829
10	Kiara Williams	F/C	6-1	Fr	Little Rock, Ark./Little Rock Central HS	3.1	3.0	0.1	.636	-	.231
14	Jailyn Mason	PG	5-9	Fr	Mason, Ohio/William Mason HS	8.3	4.6	3.5	.432	.407	.636
20	Sydney Stout	F	6-0	Fr	Bixby, Okla./Bixby HS	2.6	1.6	0.4	.400	.375	.500
21	Devin Cospers	G	5-10	Jr	Coffeyville, Kan. / Field Kindley HS / Coffeyville CCC	7.1	2.7	2.1	.368	.222	.739
22	Bailey Zimmerman	G/F	6-0	So	St. Vincent, Ark. /Wonderview HS	4.1	4.3	1.2	.318	.224	.407
35	Alecia Cooley	C	6-3	Sr	Evanston, Ill./Evanston Township/State Fair CC	7.5	5.3	0.8	.485	-	.719
42	Yasmeen Ratliff	C	6-5	Fr	Alpharetta, Ga./St. Francis Day	DNP					

**ROSTER SUPERLATIVES**

BY YEAR		PRONUNCIATION GUIDE	
SR	2 Jackson, Cooley	Aaliyah	uh-LEE-uh
JR	1 Cospers	Malica	mal-i-ka
SO	3 Monk, Swenson, Zimmerman	Keiryn	KEER-rynn
FR	5 Wilson, Williams, Mason, Stout, Ratliff	Kiara	key-ARE-uh
		Jailyn	JAY-lynn
		Alecia	uh-LEE-c-uh
		Yasmeen	yas-MEAN
		Tari	TAR-e
		Deffebaugh	DEFF-uh-baugh

BY STATE	
Arkansas	4 Jackson, Monk, Williams, Zimmerman
Illinois	1 Cooley
Georgia	1 Ratliff
Kansas	2 Swenson, Cospers
Ohio	1 Mason
Oklahoma	2 Wilson, Stout

BY POSITION	
Guard	3 Monk, Mason, Cospers
G/F	3 Wilson, Swenson, Zimmerman
Forward	3 Jackson, Williams, Stout
Center	2 Cooley, Ratliff

STARTING LINEUPS					
OPPONENT	GUARD	GUARD	FORWARD	FORWARD	CENTER
OK BAPT (Exh)	Monk	Mason	Jackson	Zimmerman	Cooley
SHSU	Monk	Mason	Jackson	Zimmerman	Cooley
ULM	Monk	Mason	Jackson	Zimmerman	Cooley
S DAKOTA	Monk	Mason	Jackson	Zimmerman	Cooley
STETSON	Monk	Mason	Jackson	Zimmerman	Cooley
vs. Memphis	Monk	Mason	Jackson	Zimmerman	Cooley
vs. Navy	Monk	Mason	Jackson	Zimmerman	Cooley
at Tulsa	Monk	Mason	Jackson	Zimmerman	Cooley
TEXAS TECH	Monk	Mason	Jackson	Zimmerman	Cooley
BUTLER	Monk	Mason	Jackson	Zimmerman	Cooley
at Mo State	Monk	Mason	Jackson	Zimmerman	Cooley
Northwestern St.	Monk	Mason	Jackson	Zimmerman	Cooley
ORU	Cospers	Mason	Jackson	Zimmerman	Cooley
OPPONENT	GUARD	GUARD	FORWARD	FORWARD	FORWARD
HBU	Cospers	Mason	Jackson	Zimmerman	Swenson
Ole Miss	Cospers	Mason	Jackson	Zimmerman	Swenson
MISS STATE	Monk	Mason	Jackson	Cospers	Swenson
OPPONENT	GUARD	GUARD	FORWARD	FORWARD	CENTER
LSU	Monk	Mason	Jackson	Cospers	Cooley
Texas A&M	Monk	Mason	Jackson	Cospers	Cooley
Alabama	Monk	Mason	Swenson	Cospers	Cooley
VANDERBILT	Monk	Mason	Swenson	Cospers	Cooley
MISSOURI					
LSU					
GEORGIA					
S CAROLINA					
Florida					
Missouri					
KENTUCKY					
Tennessee					
Vanderbilt					
AUBURN					

# JESSICA JACKSON

## AMONG SEC LEADERS

Jessica Jackson ranks in the top-5 in several categories among the active leaders in the SEC

- ▶ 1. Scoring with 1,714 points
- ▶ 1. Field Goals Made with 587
- ▶ 3. 3-Point Field Goals Made with 179
- ▶ 3. Rebounding with 679 boards
- ▶ 4. Blocks with 127

## ACTION JACKSON

- ▶ Jessica Jackson was the second fastest player in program history to reach 1,000 career points reaching the milestone three games into her junior season (1Q vs. SDSU, 11-18-16).
- ▶ She is one of three players in program history with 1600+ points, 6+ rebounds and 120+ blocks
- ▶ Jackson ranks in the Arkansas career top-5 for points, defensive rebounds, field goals made, field goals attempted, 3-pointers made, 3-pointers attempted, games started and minutes played
- ▶ Named Senior CLASS Award candidate (1-6-17)

## JACKSON'S NUMBERS

- ▶ Scored in double figures in a season-best 15 games as a senior and 92 career games
- ▶ Sixteen career double doubles
- ▶ Scored 20+ points 24 times in her career/Four times as a senior
- ▶ She has been Arkansas' leading scorer (or tied for the lead) in 10 games this year
- ▶ She has been among Arkansas' leading rebounders in eight games this year
- ▶ Ranks 10th at Arkansas with 679 career rebounds
- ▶ Ranks sixth at Arkansas with 127 career blocked shots
- ▶ Jessica Jackson has scored in double figures in the first half five times this year (Stetson, Tulsa, Navy, NSU, HBU), including two games with 10 points in the first quarter (Stetson and Tulsa).
- ▶ Jessica Jackson scored a career-high 34 points in the 101-40 win over Houston Baptist. It was her fourth 20+ point game of the year.
- ▶ Jessica Jackson ranks 12th in the SEC in all games, averaging 15.3 points per game and 12th with 269 points scored.
- ▶ Also in the SEC: ranks tied for 10th in 3-pointers made (1.5), and tied for 14th in offensive rebounds (2.6) in all games.

## POINTS/REBOUNDS/BLOCKS

Player	Points	Rebs	Blocks
Shemeka Christon (01-04)	1,951	714	162
Delmonica DeHorney (88-91)	1,785	641	235
<b>JESSICA JACKSON (14-PRES.)</b>	<b>1,714</b>	<b>679</b>	<b>127</b>
Sarah Watkins (10-13)	1,386	604	201
Stephanie Bloomer (92-95)	1,159	691	126
Amanda Holley (82-84)	1,154	683	147
Kim Bunge (80-83)	1,047	652	116

## POINTS

Name (Career)	Yr	Gp	Pts
1. Bettye Fiscus (81-85)	4	112	2,073
2. Shameka Christon (00-04)	4	123	1,951
3. Del. DeHorney (87-91)	4	115	1,785
4. Kimberly Wilson (93-97)	4	120	1,733
<b>5. JESSICA JACKSON (14-PRES.)</b>	<b>3+</b>	<b>109</b>	<b>1,714</b>
6. Shelly Wallace (85-89)	4	119	1,583
7. Wendi Willits (97-01)	4	131	1,574
8. C'eira Ricketts (09-12)	4	129	1,537
9. Christy Smith (94-98)	4	111	1,459
10. Karyn Karlin (96-00)	4	111	1,441

## DOUBLE FIGURE SCORING STREAKS FRESHMAN

- 25 games with 10+ points
- 18 games with 15+ points
- 7 games with 20+ points
- 1 game with 30+ points
- In season streak: 10 games

## SOPHOMORE

- 26 games with 10+ points
- 18 games with 15+ points
- 5 games with 20+ points
- In season streak: 12 games
- From FR to SO: 7 games

## JUNIOR

- 26 games with 10+ points
- 21 games with 15+ points
- 8 games with 20+ points
- In season streak: 10 games
- **From SO to JR: 18 games**

## SENIOR

- 15 games with 10+ points
- 8 games with 15+ points
- 4 games with 20+ points
- 1 game with 30+ points
- **In season streak: 15 games**
- From JR to SR: 15 games



## THE NUMBERS

**1,714**

**CAREER POINTS**

**679**

**CAREER REBOUNDS**

**127**

**CAREER BLOCKS**

**109**

**CAREER GAMES PLAYED**

## WHAT WE ARE TALKING ABOUT

- ▶ Arkansas is 28-13 in home games under head coach Jimmy Dykes. That mark includes a 9-3 record this season and an 11-8 record in conference home games.
- ▶ Arkansas has shot 45 percent or better in eight games this season. Arkansas shot 45 percent or better twice all of last season (30 games) and six times all of 2014-15 (32 games). Arkansas is now 16-0 when shooting 45 percent or better under head coach Jimmy Dykes.
- ▶ Arkansas has held opponents under 30 percent shooting in six games this season: Sam Houston State (26.9), Louisiana-Monroe (22.1), Tulsa (29.7), Northwestern State (25.0), Houston Baptist (24.1) and LSU (28.8). They were close holding Alabama to 30.9%.
- ▶ Arkansas has had six different players score in double figures in the first half of games this season: Jessica Jackson (five times), Malica Monk (two times), Keiryn Swenson (two times), Jailyn Mason (two times), Alecia Cooley and Devin Cosper one time each.
- ▶ Arkansas has won the rebounding battle in 14 of 19 games this season, going 12-2 in those games and improving to 35-9 when winning the rebounding battle under head coach Jimmy Dykes.
- ▶ Arkansas ranks fourth in the SEC (all games) in scoring defense holding opponents to 57.5 points per game.
- ▶ Arkansas is seventh in the SEC in field-goal percentage (.428) and tied for fifth in the SEC in 3-point field-goal percentage (.343).
- ▶ Defensively, Arkansas ranks fifth in field-goal percentage defense (.369) and fifth in 3-point field-goal percentage defense (.290). Arkansas is one of three SEC schools, along with South Carolina and Mississippi State, to rank in the top seven in all four categories.
- ▶ Arkansas ranks fourth in the SEC and 75th in the nation in the turnovers per game, committing just 14.4 turnovers per game.
- ▶ Arkansas ranks fourth in the SEC and 37th in the nation in scoring defense, holding opponents to 57.6 points per game.
- ▶ Arkansas ranks seventh in the SEC in defensive rebounds per game (26.5).
- ▶ Arkansas ranks fifth in the SEC and 42nd in the nation in rebound margin, outrebounding opponents by 6.4 rebounds per game.
- ▶ Arkansas is off to a 13-6 start under head coach Jimmy Dykes, the best start since a 14-2 start to the 2013-14 season.

## TOP 10 IMPROVED FG% TEAMS

As of 1/16/17 ... Arkansas ranks seventh in the NCAA for teams who have improved their field goal percentage from a year ago. Here is a look at the top 10.

Team	% Increase	15-16	16-17
1. Portland St.	8.63%	.358	.445
2. Ole Miss	7.68%	.348	.426
3. Rider	7.63%	.356	.433
4. Mississippi St.	7.12%	.397	.468
5. Hartford	6.66%	.339	.402
6. Washington	6.48%	.415	.480
7. Arkansas	6.38%	.365	.430
8. Texas Tech	6.35%	.384	.448
9. Wofford	6.16%	.268	.440
10. Wichita St.	6.04%	.382	.442

## TEAM NOTES AND NUMBERS

- ▶ Arkansas has made 25+ field goals in eight games; the Razorbacks are 8-0 in those games
- ▶ Arkansas has made 5+ 3-pointers in 15 games and the team is 11-4 in those games
- ▶ The Razorbacks have made 15+ free throws in six games and are 4-2 in those contests
- ▶ Arkansas has scored 70+ points seven times; the team is 7-0 in those games
- ▶ Arkansas has outscored its opponents 13 times in the first half, been tied once and been outscored five times in the first 20 minutes

## THE FOURTH QUARTER

- ▶ Arkansas is shooting 39.8% (101-254) in the fourth quarter
- ▶ Jessica Jackson leads the team and averages 2.8 ppg in the final frame
- ▶ The Razorbacks are outrebounding opponents 207-162 in the fourth quarter
- ▶ Arkansas is outscoring opponents by a +1.4 margin and out rebounding them by +2.4 per game
- ▶ Arkansas has committed more turnovers (66) than its opponents (51)
- ▶ Arkansas has outscored 11 opponents in the fourth quarter winning seven of those games
- ▶ South Dakota, Navy, Texas Tech, Butler and NSU all outscored Arkansas in the fourth quarter but the Razorbacks won the game
- ▶ Arkansas outscored Tulsa 23-11 on the road - the largest margin this season

## RPI NOTES (1/17/17)

- ▶ Arkansas currently ranks No. 97 in the NCAA RPI report and the Warren Nolan rankings
- ▶ Arkansas is No. 63 in the Jeff Sagarin/CBN ratings
- ▶ They are 1-5 versus teams ranked in the Sagarin/CBN Top-50

## SEEING DOUBLE

### DOUBLE FIGURE GAMES

Jessica Jackson (92/24)	Times	20+ (30+)
2013-14	25	7 (1)
2014-15	26	5
2015-16	26	8
2016-17	15	4 (1)
Devin Cosper (21/1)	Times	20+
2015-16	14	1
2016-17	6	
Alecia Cooley (15)	Times	
2015-16	7	
2016-17	8	
Malica Monk (13)	Times	3
2015-16	3	
2016-17	10	
Keiryn Swenson (10)	Times	
2016-17	10	
Jailyn Mason (7)	Times	
2016-17	7	
Aaliyah Wilson (3)	Times	20+
2016-17	3	1
Bailey Zimmerman (1)	Times	
2016-17	1	

### DOUBLE-DOUBLES

#### Jessica Jackson

Pts	Reb	Opponent	Date
11	10	at Ole Miss	1-1-17
34	10	Houston Baptist	12-28-16
16	10	Florida	1-29-16
15	12	at Butler	12-13-15
13	10	Southeastern La.	11-13-15
20	13	SHSU	11-15-15
19	11	at Missouri	3-1-15
17	13	LSU	2-22-15
14	11	at Alabama	2-1-15
18	10	No. 5/8 Texas A&M	1-4-15
19	12	Savannah State	11-16-14
18	11	Tennessee Tech	12-20-13
23	10	at Florida	1-9-14
31	10	Ole Miss	1-19-14
19	12	Auburn	2-2-14
21	11	Ole Miss (SEC)	4-5-14

#### Alecia Cooley

Pts	Reb	Opponent	Date
11	10	Florida	1-28-16
12	10	No. 24 Missouri	1-17-16
12	10	Missouri State	12-2-15
10	11	Memphis	12-25-16

#### Jailyn Mason

Pts	Ast	Opponent	Date
10	10	at Ole Miss	1-1-17
10	11	Houston Baptist	12-28-16

## ARKANSAS' STARTERS

- ▶ The Razorback starters have scored 902 points - 68.8% of the team's points
- ▶ The starters have grabbed 439 rebounds - 58.15% of the total
- ▶ The starters have made 67 3-pointers and are 181-248 (.730) from the line

## ARKANSAS' BENCH

- ▶ The Razorback bench has outscored the opponent's bench 409-298 this year
- ▶ Keiryn Swenson averages 8.5 ppg and Alecia Cooley 8.0 ppg when they come off the bench
- ▶ Arkansas' bench has hit 40 3-pointers compared to just 23 by opponents

## LAST FIVE GAMES

- ▶ Arkansas is 2-3 in the last five games
- ▶ The Razorbacks average 59.0 ppg and 35.6 rpg
- ▶ Malica Monk leads Arkansas with 11.6 ppg followed by Jailyn Mason with 9.4 ppg
- ▶ Keiryn Swenson (5.4) has been the team's leading rebounder
- ▶ Arkansas has made 24 threes compared to 20 by opponents
- ▶ Arkansas is shooting .678 from the line while opponents are hitting .627 of their bonus shots

## FAB FRESHMAN

- ▶ Jailyn Mason named SEC Freshman of the Week twice
- ▶ Aaliyah Wilson has scored 20 points once this season (Texas A&M)
- ▶ Arkansas freshmen are shooting 40.3% on 114-for-283 from the floor
- ▶ The freshmen also keep pace with the team totals in 3-point shooting (34.7%) and free throw shooting (50.0%)
- ▶ The freshman class accounts for 92 of the total assists, 131 rebounds, 13 blocks and 30 seals.
- ▶ The freshmen have scored 271 of the 1311 points - 20.67% of the team total

## MORE MASON

- ▶ 2x SEC Freshman of the Week (Dec. 1 & Jan. 19)
- ▶ 2 Double Doubles
- ▶ One of 10 SEC players to earn two or more FOW honors in their career
- ▶ One of two SEC players to earn FOW twice this season (Jordan Lewis of Alabama 3x)
- ▶ Arkansas has the fourth most FOW honors in conference history with 16 selections
- ▶ Assists | T11 | 3.5 apg - second most for a freshman in all games
- ▶ Assist/Turnover Ratio | 5 | 2.2 - second best for a freshman in all games
- ▶ Minutes | 20 | 30.9 mpg - most for any freshman in all games
- ▶ Assists | T9 | 3.5 - tied for second most by a freshman in SEC only games
- ▶ Assist/Turnover Ratio | 6 | 1.8 - second best for a freshman in SEC only games
- ▶ Minutes | 17 | 33.0 mpg - most for any freshman in SEC only games
- ▶ Eleven assists versus Houston Baptist ranks T7 in the SEC this year - it is the most by a freshman this season
- ▶ Ten assists versus Ole Miss ranks T3 in SEC-only games this year - the most by a freshman this season

## STORYLINES

### #BeArkansas

#BeArkansas - We keep the players who fit our program's needs home as well as show other great players what it means to represent the Razorbacks

- ▶ Four in-state players
- ▶ Five newcomers had offers from several other schools but chose Arkansas because of the coaching staff, the current players and the university
- ▶ Fayetteville No. 1 In Best Value. More: <http://bit.ly/2emfcaQ>.
- ▶ Be Relentless...Be Hard To Guard...Be the team no one wants to play

### Expectations

Dykes has high expectations for this season. He has seven returners and five newcomers who will impact the team from day one.

- ▶ Return 77.9% of our scoring including our top two scores (Jackson, Cosper)
- ▶ Return 70.3% of our rebounding including three of the top four (lost Melissa Wolff)
- ▶ Nine returning players and five newcomers including ESPN No. 30 Aaliyah Wilson

## ON THIS DATE

Jan. 23				
1982	Arkansas	85	Southern	64
1984	Arkansas	59	Baylor	61 Fayetteville
1993	Arkansas	45	KY	43 Fayetteville
1996	#22 AR	73	LSU	72 Baton Rouge
2000	AR	61	VU	52 Fayetteville
2003	#8 AR	59	#18 VU	76 Nashville
2005	Arkansas	61	SC	49 Fayetteville
2011	#23 AR	65	MS	69 Fayetteville

Jan. 29				
1977	Arkansas	56	SMSU	46
1980	Arkansas	68	SMSU	36
1981	Arkansas	61	Texas	110
1982	Arkansas	53	Texas	68
1983	Arkansas	62	Houston	58
1986	Arkansas	67	Lamar	55
2004	Arkansas	69	#24 VU	74 Fayetteville
2006	Arkansas	52	SC	61 Columbia
2009	Arkansas	61	#20 VU (OT)	72 Nashville
2012	Arkansas	73	Florida	72 (2ot) Fayetteville

## Awards \ Honors \ Goals

**Jessica Jackson** returns for her senior season as just the fourth player in program history to earn All-SEC First Team honors. Her goal is to elevate her game and get drafted by the WNBA at the end of the year.

Jackson was named **CollegeSportsMadness.com SEC Player of the Week** Dec. 5.

Jackson was named as a **Senior CLASS Award** candidate (1-5-17)

Newcomer **Aaliyah Wilson** is just the second McDonald's All-American to sign with Arkansas out of high school. Expectations are high for this freshman.

**Jailyn Mason** earned **SEC Freshman of the Week** honors Nov. 29, after helping the Razorbacks to the Nugget Classic title in Reno. It is her first collegiate honor and the first for Arkansas this season.

**Mason** earned her second **SEC Freshman of the Week** honor Jan. 17, after leading Arkansas to its first conference win of the year

## Building a Strong Foundation

Jimmy Dykes is building a strong foundation. The goal is to win but he won't sacrifice the process. Academics, work ethic and attitude will impact playing time as much as a player's shooting percentage.

- ▶ Getting players who fit our style on and off the court
- ▶ Getting things done in the classroom - six consecutive semesters above a 3.0 GPA

## HOME SWEET HOME

- ▶ Arkansas is 255-96 in 24 seasons in Bud Walton
- ▶ Jimmy Dykes is 28-13 in BWA (8-6/11-4/9-3)

## WE ARE FAMILY

Several Razorback players hail from large families. Check out some of the family sizes here.

Jessica Jackson	7
Chris, Adrian, Asia, Jennifer, Kailyn, Cedric, Khylan	
Alecia Cooley	7
Mia, Cojuan, Janava, Cheri, Laurie, Amber, Jasmine	
Yasmeen Ratliff	5
Stacia, Alexis, Sasha, Adonis, Darius	
Kiara Williams	4*
Jasmine Davis, Rodney Davis, Deunte Davis, Deundre Davis	
Bailey Zimmerman	3
John Paul, Jordan, Brooke	
Malica Monk	2
Mark, Mason	
Keiryn Swenson	2
Kameron, Konner	
Aalyah Wilson	2**
Devante, Alexis	
Devin Cosper	1
Sierra	
Sydney Stout	1
Savanna	
Jailyn Mason	14***
Roman, Amari, Elijah, Isaiah	

\*Williams also grew up with 2 aunts and a cousin in the household

\*\*Grandmother had 16 kids so she had a lot of cousins around

\*\*\*Has 14 siblings and is closest with the ones who are listed

## SPEAKING OF FAMILY

Bailey Zimmerman is a cousin of Arkansas men's basketball assistant coach Matt Zimmerman.

## A MAJOR ACCOMPLISHMENT

Alecia Cooley	Communication
Devin Cosper	Communication
Jessica Jackson	Rec. & Sport Management
Jailyn Mason	Journalism: News/Editorial
Malica Monk	Rec. & Sport Management
Yasmeen Ratliff	Apparel Merch./Product Dev.
Sydney Stout	Management
Keiryn Swenson	Accounting
Aaliyah Wilson	Pre-Physical Therapy
Bailey Zimmerman	Apparel Merch./Product Dev.

## 2016-17 NEWCOMERS

### FRESHMAN VIDEOS

Get to know our newcomers in their own words. Watch Now!

MASON - [bit.ly/MasonShoe](http://bit.ly/MasonShoe)

Ratliff - [bit.ly/YasRatliff](http://bit.ly/YasRatliff)

Stout - [bit.ly/GTKStout](http://bit.ly/GTKStout)

Williams - [bit.ly/KiaraWilliams](http://bit.ly/KiaraWilliams)

Wilson - [bit.ly/AWilsonHorses](http://bit.ly/AWilsonHorses)

- ▶ Yasmeen Ratliff is the daughter of long-time NBA player Theo Ratliff
- ▶ Ratliff says defense is her strength
- ▶ Kiara Williams grew up in a busy household with two step-brothers, a little sister and little brother, a cousin and two aunts
- ▶ Williams is a big fan of the Marvel superhero movies
- ▶ Jailyn Mason has an Air Jordan shoe collection
- ▶ Check out the photos of Mason's collection here > [bit.ly/MasonShoe](http://bit.ly/MasonShoe)
- ▶ Aaliyah Wilson has three siblings and a lot of cousins - her grandmother had 16 children
- ▶ Wilson loves to ride horses and has owned a couple of horses
- ▶ Sydney Stout was a walk on with the Razorbacks who earned a scholarship

## DOUBLE DIGIT SCORING IN THE FIRST HALF

- ▶ Malica Monk was the first player to score in double figures in the first half of a game with 10 points against Sam Houston State.
- ▶ Monk posted 10 first half points against No. 4 Mississippi State in her first game back from injury
- ▶ Jessica Jackson scored in double figures in the first half five times this year:
  - ✓ Stetson with 11
  - ✓ Navy with 14
  - ✓ at Tulsa with 10
  - ✓ Northwestern State with 17
  - ✓ HBU with 20 (in 15 minutes)
- ▶ Jessica Jackson had 10 points in the **first quarter** against Stetson. It is the second time in her career she had double figure points in the 1Q
- ▶ Jessica Jackson added a third time with 10 points **in 1Q** at Tulsa
- ▶ Alecia Cooley had 10 points in the first half against Memphis
- ▶ Keiryn Swenson became the fourth different Razorback with double digits in the first 20 minutes when she had 12 against Butler
- ▶ Devin Cosper added her name to this list with double digits in the first 20 minutes at Missouri State. She finished with a career-best 18 points.
- ▶ Jailyn Mason dropped in 13 **first quarter** points in Arkansas' first SEC win at Alabama

- ▶ Mason went back-to-back with 10 first half points against Vanderbilt

## TOUGH SCHEDULE IN 2016-17

The SEC is always a tough place to play and this year is no exception

- Arkansas faces seven ranked or receiving votes opponents for eight games in SEC play
- This includes No. 4 Mississippi State, No. 5 South Carolina, and Tennessee, Kentucky, Texas A&M, Alabama, and LSU who are receiving votes
- The Razorbacks have a stretch in which five of seven opponents are ranked or getting votes
- Two of those contests are on the road
- The SEC sent nine teams to the NCAA Tournament and one other to the WNIT last season

It's not just the SEC either. The Razorbacks have put together a non-conference schedule that will allow the team to find itself while getting tough for league play:

- Arkansas hosted WNIT Champ South Dakota
- The Razorbacks travel to Missouri State who took part in last year's NCAA Tournament
- Northwestern State picked sixth/T5th; Houston Baptist picked 8th/8th; Sam Houston State picked 9th/9th in Southland preseason coach's/sports information director's polls

## PREVIOUS GAME NOTES

- ▶ The win over Stetson denied the Hatters a 5-0 start for the first time in program history.
- ▶ The win over South Dakota snapped an eight-game winning streak. That was the second-longest winning streak in the nation at that time.
- ▶ Arkansas held Tulsa to season lows in field-goal percentage (29.7 percent), 3-point field-goal percentage (14.3 percent) and scoring (50 points).
- ▶ Held Stetson to two offensive rebounds; Held Tulsa to season low field goal percentage (29.7) and 3-point field goal percentage (14.3)
- ▶ Arkansas had 11 consecutive defensive stops in the fourth quarter in a come-from-behind win at Tulsa
- ▶ Arkansas defeated Tulsa 57-50, when trailing 39-34 after three quarters. Since the NCAA switched to four quarters for the 2015-16 season, the only other time that Arkansas won when trailing after three quarters was Feb. 18, 2016, at home against Alabama, when Arkansas trailed 51-48 and came back to win 69-67.
- ▶ Arkansas defeated Texas Tech 66-60, to improve to 2-1 all-time in the SEC/Big 12 Challenge, and also help the SEC to a 6-4 win over the Big 12 in the SEC/Big 12 Challenge this season.
- ▶ Opened with 10-0 run holding Butler without a point for the first 4:57 of the game

- ▶ Arkansas held Northwestern State to 36 points, including 13 first-half points, both season lows for points allowed by Arkansas. The 41-13 half-time lead also represented their largest half-time lead this season.
- ▶ Arkansas closed nonconference play with a 101-40 win over Houston Baptist, eclipsing the century mark for the first time since scoring 100 in a 100-54 win over Mississippi Valley State on Dec. 28, 2013.
- ▶ Arkansas set season highs for points in the first half (54 points), halftime lead (30 points), points in a game (101 points) and margin of victory (61 points) against Houston Baptist.
- ▶ Also against Houston Baptist, Arkansas set season highs with 10 3-point field goals and 27 assists. Jailyn Mason set a career high and an Arkansas individual season high with 11 assists.
- ▶ Arkansas set the school record with 31 points in the second quarter and tied the school record with 34 points in the third quarter, outscoring Houston Baptist 65-18 in the middle frames.
- ▶ Arkansas shot 52.1 percent from the floor against Houston Baptist, its third game to shoot 50 percent or better and its seventh game to shoot 45 percent or better this year.
- ▶ Arkansas held Houston Baptist to 24.1 percent shooting, the second-lowest field-goal percentage allowed by Arkansas and the fourth game that Arkansas has held an opponent under 30 percent shooting this season.
- ▶ Arkansas held Mississippi State to 59 points, its second-lowest scoring output of the season, and 36.5 percent shooting from the floor and 18.2 percent shooting from 3-point range, both of which are its second-lowest shooting percentages of the season.
- ▶ Arkansas was held without a made field goal for the final 5:07, as LSU finished the game on an 11-1 run and outscored Arkansas 16-7 in the fourth quarter.
- ▶ Arkansas held LSU to 28.8 percent shooting and allowed just 18 points in the paint and 10 second-chance points.
- ▶ Making her fifth straight start, Devin Cospers scored a team-high 15 points against LSU, finishing three points shy of her season and career high for points.
- ▶ Freshman Aaliyah Wilson posted the third double digit scoring game of her career with 20 points at Texas A&M - it is her first career 20-point game.
- ▶ Arkansas almost made more baskets (12) than Alabama had attempts (13) in the first quarter.
- ▶ Arkansas did not miss back-to-back baskets in the first quarter but opened the second frame 1-for-6.
- ▶ Season-best first half points (40) in SEC play this year.

▶ Alabama's 18 first half points was a season low for the Crimson Tide as was their 9.1% shooting (1-11) in the second quarter.

**AP TOP 25 (1.16.17)**

RK	TEAM	RECORD	PTS
1	Connecticut (33)	16-0	825
2	Baylor	17-1	786
3	Maryland	17-1	744
4	Mississippi State	18-0	728
5	South Carolina	15-1	696
6	Notre Dame	16-2	668
7	Florida State	17-2	628
8	Washington	18-2	591
9	Louisville	16-4	528
10	Stanford	15-3	489
11	Oregon State	16-2	482
12	Texas	12-4	422
13	UCLA	13-4	415
14	Miami	14-4	401
15	Duke	15-3	367
16	Ohio State	15-5	348
17	Virginia Tech	15-1	322
18	Arizona State	13-4	265
19	DePaul	16-4	230
20	Oklahoma	14-4	202
21	NC State	14-5	140
22	Kansas State	14-4	121
23	South Florida	14-2	102
24	West Virginia	14-4	78
25	Texas A&M	14-4	42

Others receiving votes: Green Bay 35, Syracuse 21, California 20, Michigan 12, LSU 6, Kentucky 4, Northwestern 2, Temple 2, Drake 1, Texas Tech 1, Georgia Tech 1

**USA TODAY COACHES POLL (1.17.17)**

RK	TEAM	RECORD	PTS
1	Connecticut (32)	16-0	800
2	Baylor	17-1	762
3	Maryland	17-1	722
4	Mississippi State	19-0	706
5	South Carolina	15-1	687
6	Florida State	17-2	628
7	Washington	18-2	597
8	Louisville	16-4	551
9	Notre Dame	16-3	542
10	Stanford	15-3	504
11	UCLA	13-4	475
12	Oregon State	16-2	464
13	Ohio State	15-5	370
14	Texas	12-4	368
14	Miami	14-4	368
16	Virginia Tech	16-1	283
16	Duke	15-3	283
18	DePaul	16-4	259
19	Arizona State	13-4	254
20	Oklahoma	14-4	143
21	NC State	14-5	139
22	South Florida	14-2	132
23	West Virginia	14-4	80
24	Syracuse	13-6	66
25	Green Bay	15-2	52

Others receiving votes: California 40, Michigan 26, Kansas State 21, Tennessee 18, Texas A&M 16, Michigan State 15, Temple 14, Northwestern 8, Oklahoma State 4, Creighton 2, Tulane 1

## STATS & STANDINGS

TEAM	SEC			OVERALL		
	W	L	PCT.	W	L	PCT.
Mississippi State	6	0	1.000	20	0	1.000
South Carolina	6	0	1.000	16	1	.941
Auburn	4	1	.800	14	5	.737
Texas A&M	4	2	.667	14	5	.737
Kentucky	4	2	.667	13	6	.684
LSU	3	3	.500	14	5	.737
Missouri	3	3	.500	13	7	.650
Georgia	2	3	.400	10	8	.556
Tennessee	2	3	.400	11	7	.611
Alabama	2	4	.333	14	5	.737
Arkansas	2	4	.333	13	6	.684
Ole Miss	2	4	.333	13	6	.684
Florida	0	5	.000	9	9	.500
Vanderbilt	0	6	.000	10	9	.526

## SEC SCHEDULE

### JANUARY

22 (Sunday)		
*Alabama at Ole Miss (SECN+)	2:00 p.m.	CT
*Kentucky at Auburn (SEC Network)	2:00 p.m.	CT
*Florida at Georgia (SEC Network)	1:00 p.m.	ET
*LSU at Texas A&M (SEC Network)	4:00 p.m.	CT
*Vanderbilt at Tennessee (ESPN2)	5:00 p.m.	ET

### 23 (Monday)

*Missouri at Arkansas (SEC Network)	6:00 p.m.	CT
*Mississippi State at South Carolina (ESPN2)	7:00 p.m.	ET

### 26 (Thursday)

*Alabama at Vanderbilt (SEC Network)	8:00 p.m.	CT
*Auburn at Missouri (SECN+)	7:00 p.m.	CT
*Tennessee at Florida (SECN+)	7:00 p.m.	ET
*South Carolina at Georgia (SEC Network)	7:00 p.m.	ET
*Ole Miss at Kentucky (SECN+)	7:00 p.m.	ET

### 29 (Sunday)

*Auburn at Alabama (SEC Network)	5:00 p.m.	CT
*Arkansas at LSU (SEC Network)	1:00 p.m.	CT
*Florida at Vanderbilt (SECN+)	2:00 p.m.	CT
*Georgia at Ole Miss (SECN+)	2:00 p.m.	CT
*Texas A&M at Mississippi State (SECN)	3:00 p.m.	CT

### 30 (Monday)

*Kentucky at Missouri (SEC Network)	6:00 p.m.	CT
*Tennessee at South Carolina (ESPN2)	6:00 p.m.	ET

## FEBRUARY

### 2 (Thursday)

*Georgia at Arkansas (SECN+)	7:00 p.m.	CT
*Mississippi State at Auburn (SEC Network)	8:00 p.m.	CT
*Florida at Texas A&M (SECN+)	7:00 p.m.	CT
*South Carolina at Kentucky (SEC Network)	7:00 p.m.	ET
*LSU at Tennessee (SECN+)	7:00 p.m.	ET

### 5 (Sunday)

*Alabama at LSU (SEC Network)	3:00 p.m.	CT
*South Carolina at Arkansas (ESPN2)	1:00 p.m.	CT
*Auburn at Texas A&M (SEC Network)	1:00 p.m.	CT
*Tennessee at Georgia (ESPN)	4:00 p.m.	ET
*Vanderbilt at Kentucky (SEC Network)	12:00 p.m.	ET
*Missouri at Mississippi State (ESPNU)	1:30 p.m.	CT

### 6 (Monday)

*Ole Miss at Florida (SEC Network)	7:00 p.m.	ET
------------------------------------	-----------	----

### 9 (Thursday)

*Alabama at Texas A&M (SECN+)	7:00 p.m.	CT
*Arkansas at Florida (SECN+)	7:00 p.m.	ET
*Auburn at South Carolina (SECN+)	7:00 p.m.	ET
*Kentucky at Georgia (SECN+)	7:00 p.m.	ET
*LSU at Ole Miss (SECN+)	6:00 p.m.	CT
*Vanderbilt at Mississippi State (SEC Network)	8:00 p.m.	CT
*Missouri at Tennessee (SEC Network)	7:00 p.m.	ET

## ABOUT OUR OPPONENT

### MISSOURI TIGERS

- ▶ Missouri and Texas A&M combined for 42 points in overtime as the Tigers defeated the No. 24 Aggies on Thursday.
- ▶ Sophie Cunningham had a season-best 36 points going 14-for-15 from the line.
- ▶ Cunningham leads the team with 17.6 points per game.
- ▶ Cierra Porter averages 14.3 ppg and a team-best 9.0 rebounds per game.
- ▶ Sierra Michaelis is third with 12.3 ppg
- ▶ The Tigers have won two in a row.
- ▶ Missouri leads the SEC in all games with a .790 (297-376) mark from the free throw line - they are second in SEC-only games
- ▶ The Tigers rank third in all games in field goal percentage defense with a .368 mark - just ahead of Arkansas who is fourth with .371
- ▶ Missouri ranks second in the league averaging 6.7 3-pointers made per game. They lead the conference in SEC-only games with 8.7 makes per game.

### SERIES NOTES

- ▶ All Time: 11-6 | Fayetteville: 6-1 | Columbia: 4-5
- ▶ Neutral: 1-0 | Streak: Arkansas L1

- ▶ Arkansas is 11-6 all-time against Missouri and has lost the most recent contest on the road. Arkansas hosts a 6-1 advantage in Fayetteville.
- ▶ In the most recent meeting, Malica Monk paced Arkansas with 15 points

	ARK	MU
Scoring	1311	1332
PPG	69.0	66.6
Margin	+11.5	+4.4
Field Goals	480	451
Attempted	1122	1057
Pct	.428	.427
3-Point FG	107	133
Attempted	317	400
3PTPG	5.6	6.7
Pct.	.338	.333
Free Throws	244	297
Attempted	354	376
FTPG	12.8	14.9
Pct.	.689	.790
Rebounds	755	753
RPG	39.7	37.7
Margin	+6.2	+4.5
Assists	264	271
APG	13.9	13.6
Turnovers	276	320
TPG	14.5	16.0
TO Margin	+1.1	-3.1
Steals	143	152
SPG	7.5	7.6
Blocks	84	81
BPG	4.4	4.1

### MISSOURI..... 11-6

Games: 17 SEC: 6-2

Series Record: Arkansas leads 11-6

Fayetteville: 6-1

Columbia: 4-5

Neutral: 1-0

Postseason: 0-1 (NCAA); 1-0 (WNIT)

3/12/1986	AR	65	Missouri	66	Columbia (NCAA)
11/30/1986	AR	66	Missouri	69	Columbia
12/30/1997	AR	80	Missouri	79	Bowling Green, Ky.
12/19/1998	AR	80	Missouri	60	Fayetteville
11/22/1999	AR	83	Missouri	76	Columbia
3/18/2000	AR	89	Missouri (OT)	88	F'ville (WNIT)
11/20/2000	AR	67	Missouri	79	Columbia
11/28/2007	AR	66	Missouri	53	Columbia
12/21/2008	AR	55	Missouri	56	Fayetteville
1/24/2013	AR	58	Missouri	50	Columbia
2/17/2013	AR	61	Missouri	40	Fayetteville
1/5/2014	AR	69	Missouri	66	Columbia
3/2/2014	AR	72	Missouri	70	Fayetteville
1/18/2015	AR	73	Missouri	55	Fayetteville
3/1/2015	AR	41	Missouri	57	Columbia
1/17/2016	AR	64	#24 MO	52	Fayetteville
2/14/2016	AR	48	Missouri	69	Columbia



**ARKANSAS RECORD WHEN ...**

.....'16-'17.....	Dykes
Scoring First.....	9-3 NA
Leading at Halftime.....	13-2 35-10
Tied at Halftime.....	1-0 3-0
Trailing at Halftime.....	1-4 5-28
Shoots 45% or better.....	8-0 16-0
Shoots less than 45%.....	4-6 26-38
Opponent shoots less than 45%.....	12-4 40-25
Opponents shoots 45% or better.....	1-2 3-13
Outrebounds opponent.....	12-2 35-9
Ties opponent rebounds.....	0-0 2-3
Outrebounded by opponent.....	1-4 5-26
Fewer Turnovers.....	8-3 24-19
Same number of turnovers.....	0-2 4-6
More TOs than opponent.....	5-1 15-13
Overall.....	13-6 43-38
Home.....	9-3 28-13
Road.....	2-3 9-20
Neutral.....	2-0 6-5
Nonconference.....	11-2 28-15
Nonconference home.....	8-1 17-5
Nonconference away.....	1-1 5-5
Nonconference neutral.....	2-0 6-5
In November.....	7-0 15-4
In December.....	4-2 11-8
In January.....	2-4 8-15
In February.....	x 7-7
In March.....	x 2-4
On Monday.....	1-0 5-1
On Tuesday.....	x x
On Wednesday.....	3-1 5-3
On Thursday.....	2-2 10-12
On Friday.....	2-0 6-3
On Saturday.....	2-0 3-1
On Sunday.....	2-3 14-18
White Uniforms.....	11-3
Cardinal Uniforms.....	2-3
Shots at the Buzzer (Quarter, Half or Game)	
Jessica Jackson	
SD 4Q (:09); TTU 1Q (3pt :01); NSU 2Q (3pt :01)	
Jailyn Mason	
Memphis 1Q (3pt :00); Texas Tech 2Q (:06); ORU 1Q (:04)	
Aaliyah Wilson	
Texas Tech 3Q (3pt :02)	
Malica Monk	
Memphis 3Q (layup :01); Butler 1Q (:04); TAMU 1Q (3pt :01)	
Devin Cospier	
Butler 3Q (3pt :02)	
Sydney Stout	
HBU 2Q (2pt :03)	
Keiryn Swenson	
at Alabama 1Q (3pt :02)	

**2016-17 Margin of Victory/Defeat**

	<b>1</b>	<b>2</b>	<b>3</b>	<b>4</b>	<b>5</b>	<b>6</b>	<b>7</b>	<b>8</b>	<b>9</b>	<b>10</b>	<b>11-15</b>	<b>16-19</b>	<b>20+</b>	<b>Record</b>
Wins	-	-	3	-	-	1	1	-	-	-	-	3	5	13
Losses	1	1	-	-	-	-	-	1	1	1	-	1	0	6

**Most First Period Points**

2016-17	29	at Alabama (1-15-17)
All-Time	29	at Alabama (1-15-17)
Opponent	25	SDSU (11-18-15)

**Most Third Period Points**

2016-17	34	HBU (12-28-16)*
All-Time	34	HBU (12-28-16)*
Opponent	30	at Ole Miss (1-1-17)

**Fewest First Period Points**

2016-17	8	at Ole Miss (1-1-17)
All-Time	3	#5/6 Texas (12-20-15)
Opponent	6	SHSU (11-11-16)

**Fewest Third Period Points**

2016-17	7	Vanderbilt (1-19-17)
All-Time	7	Vanderbilt (1-19-17)*
Opponent	4	LSU (1-21-16)

**Most Second Period Points**

2016-17	31	HBU (12-28-16)
All-Time	31	HBU (12-28-16)
Opponent	35	at #2 S. Carolina (1-3-16)

**Most Fourth Period Points**

2016-17	24	at Texas A&M (1-12-17)
All-Time	32	Tulsa (11-23-15)
Opponent	27	Georgia (2-25-16)

**Fewest Second Period Points**

2016-17	5	at Tulsa (11-30-16)
All-Time	5	at Tulsa (11-30-16)
Opponent	3	at Alabama (1-15-17)

**Fewest Fourth Period Points**

2016-17	7	LSU (1-8-17)
All-Time	5	#7 Ore. St. (11-28-15)
Opponent	10	#24 Missouri (1-17-16)*

**Most First Half Points**

2016-17	54	HBU (12-28-16)
All-Time	65	Tenn State (11-27-88)
Opponent	63	Texas (1-9-89)

**Largest Margin of Victory**

2016-17	61	HBU (12-28-16)
All-Time	79	(108-29) B Wesleyan (2-18-77)
Opponent	54	(28-82) La Tech (11-30-78)

**Fewest First Half Points**

2016-17	22	#4 Miss State (1-5-17)
All-Time	11	at Missouri (3-15-15)*
Opponent	8	Montana State (1-5-03)

**\*Most Recent**

**Jump Balls Won**

Arkansas	8
Opponent	11

**1H Double Figures**

Jackson	5
Monk	2
Swenson	2

**20+ Points/30+ Points**

Jackson	4/1
Wilson	1

**Scored First Points**

Jackson	6
Zimmerman	4
Cooley	3
Mason	2
Cospier	3
Monk	1

**Mason**

Cooley	1
Cospier	1
1Q Double Figures	
Jackson	3
Mason	1

**10+ Rebounds**

Cooley	1
Jackson	1

**First Off The Bench**

Wilson	6
Swenson	6
Cospier	3
Stout	2
Jackson	1
Cooley	1
Williams	1
Zimmerman	1

**Rebounding Leader**

Jackson	8
Cooley	5
Swenson	4
Mason	2
Zimmerman	1
Cospier	1

**Double-Doubles**

Jackson	2
Mason	2
Cooley	1

**Points Leader**

Jackson	10
Mason	3
Swenson	2
Monk	2
Cospier	2
Cooley	1
Wilson	1

**10+ Points**

Jackson	15
Swenson	10
Monk	9
Cooley	8
Mason	7
Cospier	6
Freeman	3
Wilson	2
Zimmerman	1

**Charges Drawn**

Monk	6
Swenson	6
Jackson	4
Zimmerman	3
Cospier	2
Wilson	1
Cooley	1

**3-Point Leader**

Jackson	9
Swenson	7
Zimmerman	2
Cospier	2
Mason	2
Wilson	1

**15+ Points**

Jackson	8
Swenson	3
Monk	3
Mason	3
Cospier	2
Monk	1

**Forced 10-Second**

Violations	2
------------	---

**Forced Opponent**

Shot Clock Violations	16
-----------------------	----



**@RazorbackWBB STATISTICS**  
 ARKANSAS Combined Team Statistics (as of Jan 19, 2017)  
**All games**



<b>RECORD:</b>	<b>OVERALL</b>	<b>HOME</b>	<b>AWAY</b>	<b>NEUTRAL</b>
ALL GAMES	13-6	9-3	2-3	2-0
CONFERENCE	2-4	1-2	1-2	0-0
NON-CONFERENCE	11-2	8-1	1-1	2-0

#	Player	gp-gs	min	avg	Total		3-Point		F-Throw		Rebounds				pf	dq	a	to	blk	stl	pts	avg
					fg-fga	fg%	3fg-fga	3fg%	ft-fa	ft%	off	def	tot	avg								
00	JACKSON, Jessica	18-17	535	29.7	93-228	.408	27-79	.342	62-89	.697	47	68	115	6.4	40	0	29	46	16	18	275	15.3
03	MONK, Malica	16-16	481	30.1	61-129	.473	5-16	.313	43-55	.782	11	28	39	2.4	43	2	53	27	6	28	170	10.6
04	SWENSON, Keiryn	19-4	443	23.3	62-117	.530	26-50	.520	29-35	.829	36	53	89	4.7	29	0	9	19	15	9	179	9.4
14	MASON, Jailyyn	19-19	588	30.9	70-162	.432	11-27	.407	7-11	.636	14	73	87	4.6	43	1	66	30	6	19	158	8.3
35	COOLEY, Alecia	19-16	428	22.5	48-99	.485	0-0	.000	46-64	.719	41	60	101	5.3	25	0	16	31	23	8	142	7.5
21	COSPER, Devin	18-8	381	21.2	50-136	.368	10-45	.222	17-23	.739	5	44	49	2.7	24	0	38	27	5	24	127	7.1
02	WILSON, Aaliyah	15-0	238	15.9	26-89	.292	12-40	.300	5-6	.833	10	32	42	2.8	21	0	25	33	4	8	69	4.6
22	ZIMMERMAN, Bailey	19-15	424	22.3	28-88	.318	11-49	.224	11-27	.407	22	59	81	4.3	30	0	22	28	5	16	78	4.1
10	WILLIAMS, Kiara	10-0	101	10.1	14-22	.636	0-0	.000	3-13	.231	11	19	30	3.0	17	0	1	9	2	3	31	3.1
20	STOUT, Sydney	5-0	37	7.4	4-10	.400	3-8	.375	2-4	.500	1	7	8	1.6	7	0	0	2	1	0	13	2.6
Team											37	41	78				6					
Total.....		19	3800		480-1122	.428	107-317	.338	244-354	.689	252	503	755	39.7	297	3	264	276	84	143	1311	69.0
Opponents.....		19	3800		413-1114	.371	88-303	.290	179-270	.663	214	423	637	33.5	331	5	223	297	62	138	1093	57.5

TEAM STATISTICS	AR	OPP	Date	Opponent	Score	Att.
SCORING	1311	1093	11/11/16	SAM HOUSTON STATE	w 71-39	4330
Points per game	69.0	57.5	11/13/16	LA-MONROE	w 92-46	3156
Scoring margin	+11.5	-	11/17/16	SOUTH DAKOTA	w 70-67	1054
FIELD GOALS-ATT	480-1122	413-1114	11/21/16	STETSON	w 79-62	1179
Field goal pct	.428	.371	! 11/25/16	vs Memphis	w 91-61	1662
3 POINT FG-ATT	107-317	88-303	! 11/26/16	vs NAVY	w 70-67	838
3-point FG pct	.338	.290	11/30/16	at Tulsa	w 57-50	514
3-pt FG made per game	5.6	4.6	^ 12/03/16	TEXAS TECH	w 66-60	1370
FREE THROWS-ATT	244-354	179-270	12/07/16	BUTLER	w 68-50	1017
Free throw pct	.689	.663	12/11/16	at Missouri State	L 62-64	3094
F-Throws made per game	12.8	9.4	12/18/16	NWST	w 65-36	1025
REBOUNDS	755	637	12/21/16	ORU	L 60-70	1721
Rebounds per game	39.7	33.5	12/28/16	HOUSTON BAPTIST	w 101-40	1361
Rebounding margin	+6.2	-	* 01/01/17	at Ole Miss	L 64-73	1280
ASSISTS	264	223	* 01/05/17	#4 MISSISSIPPI STATE	L 51-59	1233
Assists per game	13.9	11.7	* 01/08/17	LSU	L 52-53	2005
TURNOVERS	276	297	* 01/12/17	at Texas A&M	L 65-90	3796
Turnovers per game	14.5	15.6	* 01/15/17	at Alabama	w 68-50	2667
Turnover margin	+1.1	-	* 01/19/17	VANDERBILT	w 59-56	1302
Assist/turnover ratio	1.0	0.8				
STEALS	143	138				
Steals per game	7.5	7.3				
BLOCKS	84	62				
Blocks per game	4.4	3.3				
ATTENDANCE	20753	13851				
Home games-Avg/Game	12-1729	5-2270				
Neutral site-Avg/Game	-	2-1250				

! = Nugget Classic (Reno, Nev.)  
 ^ = SEC/Big 12 Challenge (Fayetteville, Ark.)  
 \* = Conference game

Score by Periods	1st	2nd	3rd	4th	Totals
ARKANSAS	367	305	329	310	1311
Opponents	257	246	306	284	1093



**@RazorbackWBB STATISTICS**  
 ARKANSAS Combined Team Statistics (as of Jan 19, 2017)  
**Conference games**



<b>RECORD:</b>	<b>OVERALL</b>	<b>HOME</b>	<b>AWAY</b>	<b>NEUTRAL</b>
ALL GAMES	2-4	1-2	1-2	0-0
CONFERENCE	2-4	1-2	1-2	0-0
NON-CONFERENCE	0-0	0-0	0-0	0-0

#	Player	gp-gs	min	avg	Total		3-Point		F-Throw		Rebounds				pf	dq	a	to	blk	stl	pts	avg
					fg-fga	fg%	3fg-fga	3fg%	ft-fa	ft%	off	def	tot	avg								
03	MONK, Malica	5-5	164	32.8	18-44	.409	3-10	.300	19-24	.792	2	9	11	2.2	20	1	14	11	5	7	58	11.6
04	SWENSON, Keiryn	6-3	152	25.3	20-43	.465	10-22	.455	11-13	.846	13	18	31	5.2	11	0	2	11	3	3	61	10.2
14	MASON, Jailyyn	6-6	198	33.0	25-59	.424	4-11	.364	3-4	.750	2	25	27	4.5	20	1	21	12	4	6	57	9.5
21	COSPER, Devin	6-6	159	26.5	21-55	.382	4-20	.200	7-8	.875	4	17	21	3.5	16	0	10	15	1	9	53	8.8
00	JACKSON, Jessica	5-4	149	29.8	13-45	.289	4-20	.200	10-17	.588	10	17	27	5.4	11	0	7	18	5	7	40	8.0
35	COOLEY, Alecia	6-4	138	23.0	12-25	.480	0-0	.000	14-20	.700	11	12	23	3.8	9	0	1	6	7	3	38	6.3
02	WILSON, Aaliyah	6-0	86	14.3	11-32	.344	6-16	.375	2-2	1.000	3	5	8	1.3	8	0	5	13	0	2	30	5.0
10	WILLIAMS, Kiara	2-0	30	15.0	4-4	1.000	0-0	.000	1-3	.333	4	4	8	4.0	4	0	0	4	0	1	9	4.5
20	STOUT, Sydney	1-0	9	9.0	0-2	.000	0-1	.000	2-4	.500	1	0	1	1.0	3	0	0	0	0	0	2	2.0
22	ZIMMERMAN, Bailey	6-2	115	19.2	5-26	.192	0-12	.000	1-6	.167	7	16	23	3.8	12	0	3	13	2	3	11	1.8
Team											11	20	31				2					
Total.....		6	1200		129-335	.385	31-112	.277	70-101	.693	68	143	211	35.2	114	2	63	105	27	41	359	59.8
Opponents.....		6	1200		142-351	.405	26-87	.299	71-116	.612	82	148	230	38.3	107	2	87	93	21	50	381	63.5

TEAM STATISTICS	AR	OPP	Date	Opponent	Score	Att.
SCORING	359	381	* 01/01/17	at Ole Miss	L 64-73	1280
Points per game	59.8	63.5	* 01/05/17	#4 MISSISSIPPI STATE	L 51-59	1233
Scoring margin	-3.7	-	* 01/08/17	LSU	L 52-53	2005
FIELD GOALS-ATT	129-335	142-351	* 01/12/17	at Texas A&M	L 65-90	3796
Field goal pct	.385	.405	* 01/15/17	at Alabama	w 68-50	2667
3 POINT FG-ATT	31-112	26-87	* 01/19/17	VANDERBILT	w 59-56	1302
3-point FG pct	.277	.299	! = Nugget Classic (Reno, Nev.)			
3-pt FG made per game	5.2	4.3	^ = SEC/Big 12 Challenge (Fayetteville, Ark.)			
FREE THROWS-ATT	70-101	71-116	* = Conference game			
Free throw pct	.693	.612				
F-Throws made per game	11.7	11.8				
REBOUNDS	211	230				
Rebounds per game	35.2	38.3				
Rebounding margin	-3.2	-				
ASSISTS	63	87				
Assists per game	10.5	14.5				
TURNOVERS	105	93				
Turnovers per game	17.5	15.5				
Turnover margin	-2.0	-				
Assist/turnover ratio	0.6	0.9				
STEALS	41	50				
Steals per game	6.8	8.3				
BLOCKS	27	21				
Blocks per game	4.5	3.5				
ATTENDANCE	4540	7743				
Home games-Avg/Game	3-1513	3-2581				
Neutral site-Avg/Game	-	0-0				

Score by Periods	1st	2nd	3rd	4th	Totals
ARKANSAS	96	83	81	99	359
Opponents	98	76	115	92	381



# JIMMY DYKES

## HEAD COACH

The most successful basketball programs all have a few key elements in common.

### PASSION

They are passionate about the game. The coaches are passionate about their team, the players are passionate about the opportunity to represent their university and the fans are passionate about supporting the program.

### EXCITEMENT

All successful programs are filled with excitement. They are exciting to watch and to be a part of.

### COMMITMENT

It takes a lot of people to make a program successful and they all have to be committed to the effort. It starts with the coaches and staff and extends to the players but the best programs in the country take it further. Everyone who impacts the program, from professors, athletic trainers, academic coordinators, administrators and fans, all have to be willing to work toward the same goal of excellence in all areas.

### PERFORMANCE

Finally, successful teams have to perform at a high level every day. Whether in the classroom, in the community or on the court, doing things the right way is vital to the program's success.

The University of Arkansas made a move March 30, 2014, when they welcomed Jimmy Dykes as the eighth head coach of the Razorback women's basketball team.

### QUICK HITS

- Jimmy Dykes is the eighth head coach in Razorback Women's Basketball History
- Three-year University of Arkansas basketball letterman
- Jimmy Dykes attended high school at Estes Park (Colo.) and Fayetteville HS
- Jimmy Dykes earned his bachelor's degree in speech education at Arkansas in 1985
- Graduated with honors from the University of Arkansas with a 3.54 GPA
- Served under legendary coach Eddie Sutton as an assistant at Arkansas, Kentucky and Oklahoma State

### THE 411 CHRONOLOGY

Head Coach	Years	Record
University of Arkansas	2014-15	18-14, 6-10, NCAA 2nd Round
	2015-16	12-18, 7-9
	2016-17	13-6, 1-4
<b>TOTAL</b>	<b>3 seasons</b>	<b>43-38, 14-23 SEC</b>

Assistant Coach	Years	Worked With
University of Arkansas	1984-1985	Eddie Sutton
Sacramento State	1985-86	Bill Brown
Appalachian State University	1986-87	Tom Apke
University of Kentucky	1987-89	Eddie Sutton
University of Arkansas-Little Rock	1989-90	Mike Newell
Oklahoma State University	1990-91	Eddie Sutton

### NATIONAL BASKETBALL ASSOCIATION

1991-1993 | College Scout | Seattle Supersonics

### HIGH SCHOOL

1994-1998; 2003-2004 | Athletic Director | Shiloh Christian

### ESPN/ABC SPORTS | 1995-2014

- Game and studio college men's and women's basketball analyst
- Game analyst for NCAA Women's Basketball Tournament
- Coverage of the WNBA playoffs
- College football sideline reporter

### PERSONAL

- Born: May 3, 1961
- Bachelor's Degree: Arkansas, 1985 in Speech Education
- Family: Wife: Tiffany (Beasley); married in 2002, daughter Kennedy
- Tiffany - an Arkansas graduate, 2003
- Hometown: Tulsa, Oklahoma
- High school at Estes Park HS (Colo.), Fayetteville HS
- Multi-sport athlete

### BY THE NUMBERS

- 43** Career Wins
- 20** SEC Career Wins
- 13** 2015-16 recruiting class rank
- 5** Newcomers for 2016-17
- 1** NCAA Tourney appearance
- 1** NCAA Tournament wins

### DYKES VS. CONFERENCES

- Total: 43-38
- SEC: 16-25 (includes 1-2 in SEC Tournament)
- Nonconference: 27-13
- American: 3-1
- Atlantic Sun: 1-0
- Atlantic-10: 1-0
- Big East: 1-1
- Big 10: 2-2
- Big 12: 2-2
- Conference USA: 1-0
- Mid-Eastern Athletic: 1-0
- MVC: 1-2
- Pac-12: 0-1
- Patriot League: 1-0
- Southland: 8-0
- SWAC: 2-0
- Summit League: 2-3
- Sun Belt: 1-1



# 00

## 16-17 HIGHS

Points	34 vs. HBU, 12-28-16
FGM	12 vs. HBU, 12-28-16
FGA	17 vs. Tulsa, 11-30-16
3PM	3 vs. HBU, 12-28-16*
3PA	7 vs. South Dakota, 11-17-16
FTM	8 vs. Butler, 12-7-16
FTA	11 vs. South Dakota, 11-17-16
OREB	5 vs. HBU, 12-28-16*
DREB	7 at Missouri State, 12-11-16
REB	10 vs. HBU, 12-28-16
AST	5 vs. HBU, 12-28-16
BLK	3 vs. Vanderbilt, 1-19-17
STL	3 vs. HBU, 12-28-16*
MIN	38 at Ole Miss, 1-1-17

## CAREER HIGHS

Points	34 vs. HBU, 12-28-16
FGM	12 vs. HBU, 12-28-16
FGA	25, #13/15 Ky, 2-26-15
3PM	5, #13/15 Ky, 2-26-15*
3PA	11, #13/15 Ky, 2-26-15
FTM	9, at Missouri, 1-5-14
FTA	10, Tulsa, 12-14-14*
OREB	5 vs. HBU, 12-28-16*
DREB	10, vs. Auburn, 2-2-14
	10, vs. Florida, 1-28-16 OT
REB	13, SHSU, 11-15-15
AST	5 vs. HBU, 12-28-16
BLK	5, Tulsa, 12-14-14*
STL	3 vs. HBU, 12-28-16*
MIN	39, at LSU, 1-21-16*

\*Most Recent

## MISCELLANEOUS

	2016-17	Career
10+ Pts	15	92
15+ Pts	8	66
20+ Pts	4	24
30+ Pts	1	2
10+ Rebs	2	15
15+ Rebs	-	-
2BL-2BL	2	16
5+ Ast	1	--
Led AR in Pts	10	50
Led AR in Reb	8	34
GP/GS	18/17	109/103

## HONORS

- Senior CLASS Award candidate
- Preseason All-SEC First-Team, '16
- MVP Nugget Classic
- CollegeSportsMadness.com SEC Player of the Week (Dec. 5, 2016)
- All-SEC Second-Team, '14, '15
- **All-SEC First-Team, '16**
- All-SEC Freshman Team, 2014
- AP All-SEC Hon. Mention, 2014
- AP All-SEC Second-Team, 2015
- SEC First-Year Academic HR, 2014
- CSM.com POW, Jan. 18, 2016

## NOTES

- Named to coaches **preseason All-SEC First-Team** in '16-17
- Single season personal best 15 consecutive games in double figure scoring as a senior
- Scored in double figures in the first quarter against Stetson, Tulsa and Northwestern State
- Nugget Classic MVP in Reno
- First double-double of the year with 34 and 10 verses HBU
- Followed with double-double at Ole Miss with 10 and 10
- Ranked as No. 15 WNBA draft prospect by CollegeSportsMadness.com
- **Senior CLASS Award** candidate (Jan. 5, 2017)
- Career-best 34 points against Houston Baptist are tied for second-most points by an SEC player this season and tied for the 11th-most points in Arkansas history.
- Scored 30 or more points for the second time in her career and the first time since scoring 31 points as a freshman against Ole Miss on Jan. 19, 2014.



**JESSICA JACKSON**

F | SR | 6-3 | JACKSONVILLE, ARK.

## 16-17 GAME BY GAME

Opponent	Date	gs	min	Total		3-Pointers		Free throws		Rebounds				pf	a	t/o	blk	stl	pts	avg	
				fg-fga	pct	3fg-fga	pct	ft-fa	pct	off	def	tot	avg								
SAM HOUSTON STATE	11/11/16	*	27	6-14	.429	3-4	.750	5-7	.714	3	5	8	8.0	3	4	0	1	0	20	20.0	
LA-MONROE	11/13/16	*	23	5-14	.357	3-5	.600	0-0	.000	2	4	6	7.0	2	0	2	0	2	13	16.5	
SOUTH DAKOTA	11/17/16	*	30	5-15	.333	2-7	.286	2-11	.182	3	4	7	7.0	0	2	4	0	1	14	15.7	
STETSON	11/21/16	*	35	7-16	.438	2-5	.400	3-4	.750	3	4	7	7.0	3	2	0	1	0	19	16.5	
vs Memphis	11/25/16	*	23	5-9	.556	0-2	.000	2-2	1.000	3	3	6	6.8	2	1	2	1	0	12	15.6	
vs NAVY	11/26/16	*	28	6-15	.400	1-4	.250	4-6	.667	2	0	2	6.0	2	2	4	0	0	17	15.8	
at Tulsa	11/30/16	*	36	9-17	.529	2-6	.333	2-2	1.000	3	6	9	6.4	2	0	2	1	0	22	16.7	
TEXAS TECH	12/03/16	*	31	3-16	.188	1-5	.200	7-10	.700	2	4	6	6.4	1	3	1	1	0	14	16.4	
BUTLER	12/07/16	*	30	5-11	.455	1-3	.333	8-10	.800	5	4	9	6.7	2	1	5	1	3	19	16.7	
at Missouri State	12/11/16	*	27	2-9	.222	1-5	.200	6-6	1.000	2	7	9	6.9	4	0	2	0	0	11	16.1	
NWST	12/18/16	*	33	9-15	.600	3-5	.600	2-2	1.000	3	3	6	6.8	3	1	2	0	0	23	16.7	
ORU	12/21/16	*	37	6-16	.375	1-2	.500	4-4	1.000	1	2	3	6.5	3	1	3	3	2	17	16.8	
HOUSTON BAPTIST	12/28/16	*	26	12-16	.750	3-6	.500	7-8	.875	5	5	10	6.8	2	5	1	2	3	34	18.1	
at Ole Miss	01/01/17	*	38	3-15	.200	2-8	.250	3-4	.750	2	8	10	7.0	1	4	2	0	1	11	17.6	
#4 MISSISSIPPI STATE	01/05/17	*	23	4-10	.400	2-5	.400	2-4	.500	1	2	3	6.7	4	0	5	2	1	12	17.2	
LSU	01/08/17	*	29	2-7	.286	0-3	.000	2-3	.667	3	3	6	6.7	2	0	4	0	0	6	16.5	
at Texas A&M	01/12/17	*	30	1-2	.500	0-1	.000	3-4	.750	1	1	2	6.4	2	2	4	0	3	5	15.8	
at Alabama	01/15/17	dnp	-	-	-	-	-	-	-	-	-	-	-	-	-	-	-	-	-	-	
VANDERBILT	01/19/17		29	3-11	.273	0-3	.000	0-2	.000	3	3	6	6.4	2	1	3	3	2	6	15.3	
Totals			17	535	93-228	.408	27-79	.342	62-89	.697	47	68	115	6.4	40	29	46	16	18	275	15.3

Games played: 18  
 Minutes/game: 29.7  
 Points/game: 15.3  
 FG Pct: 40.8  
 3FG Pct: 34.2  
 FT Pct: 69.7

Rebounds/game: 6.4  
 Assists/game: 1.6  
 Turnovers/game: 2.6  
 Assist/turnover ratio: 0.6  
 Steals/game: 1.0  
 Blocks/game: 0.9

## JACKSON'S CAREER STATISTICS

Season	gp-gs	min/avg	Total		3-Point		F-Throws		Rebounds				Scoring							
			fg-fga	pct	fg-fga	pct	ft-fa	pct	off	def	tot	avg	pf	fo	ast	to	blk	stl	pts	avg
2013-14	30-30	903/30.1	163-385	.423	48-125	.384	111-138	.804	45	136	181	6.0	70	0	40	51	45	24	485	16.2
2014-15	32-29	1032/32.2	161-431	.374	56-163	.344	99-126	.786	61	139	200	6.3	86	2	30	96	33	27	477	14.9
2015-16	29-27	920/31.7	170-418	.407	48-150	.320	89-121	.736	51	132	183	6.3	76	3	30	70	33	15	477	16.4
2016-17	18-17	535/29.7	93-228	.408	27-79	.342	62-89	.697	47	68	115	6.4	40	0	29	46	16	18	275	15.3
TOTAL	109-103	3390/31.1	587-1462	.402	179-517	.346	361-474	.762	204	475	679	6.2	272	5	129	263	127	84	1714	15.7

# 2

## 16-17 HIGHS

Points	20 at Texas A&M, 1-12-17
FGM	8 at Texas A&M, 1-12-17
FGA	15 at Texas A&M, 1-12-17
3PM	4 at Texas A&M, 1-12-17
3PA	7 at Texas A&M, 1-12-17
FTM	2 vs. LSU, 1-8-17*
FTA	2 vs. LSU, 1-8-17*
OREB	2 vs. Texas Tech, 12-3-16*
DREB	5 vs. HBU, 12-28-16*
REB	6 vs. Texas Tech, 12-3-16*
AST	5 vs. HBU, 12-28-16
BLK	2 vs. HBU, 12-28-16
STL	2 vs. Texas Tech, 12-3-16*
MIN	29 vs. HBU, 12-28-16

\*Most Recent

## CAREER HIGHS

Points	20 at Texas A&M, 1-12-17
FGM	8 at Texas A&M, 1-12-17
FGA	15 at Texas A&M, 1-12-17
3PM	4 at Texas A&M, 1-12-17
3PA	7 at Texas A&M, 1-12-17
FTM	2 vs. LSU, 1-8-17*
FTA	2 vs. LSU, 1-8-17*
OREB	2 vs. Texas Tech, 12-3-16*
DREB	5 vs. HBU, 12-28-16*
REB	6 vs. Texas Tech, 12-3-16*
AST	5 vs. HBU, 12-28-16
BLK	2 vs. HBU, 12-28-16
STL	2 vs. Texas Tech, 12-3-16*
MIN	29 vs. HBU, 12-28-16

\*Most Recent

## MISCELLANEOUS

	2016-17	Career
10+ Pts	3	3
15+ Pts	1	1
20+ Pts	1	1
10+ Rebs	-	-
15+ Rebs	-	-
Double-Double	-	-
5+ Ast	1	1
Led AR in Pts	1	1
Led AR in Reb	-	-
GP/GS	15/-	15/-

## HONORS

• TBA

## NOTES

- Second-ever McDonald's All-American to join team out of HS
- Missed start of season with illness
- Missed Missouri State with death in family
- First career game with double figure scoring with 10 points against Memphis
- A then career-best 11 points in 18 minutes versus Texas Tech in SEC/Big 12 Challenge
- Came off the bench with 20 points at Texas A&M



**AALIYAH WILSON**

F | FR | 5-10 | MUSKOGEE, OKLA.

## 16-17 GAME BY GAME

Opponent	Date	gs	min	Total		3-Pointers		Free throws		Rebounds				pf	a	t/o	blk	stl	pts	avg
				fg-fga	pct	3fg-fga	pct	ft-fa	pct	off	def	tot	avg							
SAM HOUSTON STATE	11/11/16	dnp	-	-	-	-	-	-	-	-	-	-	-	-	-	-	-	-	-	-
LA-MONROE	11/13/16	dnp	-	-	-	-	-	-	-	-	-	-	-	-	-	-	-	-	-	-
SOUTH DAKOTA	11/17/16	dnp	-	-	-	-	-	-	-	-	-	-	-	-	-	-	-	-	-	-
STETSON	11/21/16	7	1-4	.250	1-1	1.000	0-0	.000	1	2	3	3.0	0	2	0	0	0	3	3.0	
vs Memphis	11/25/16	20	4-9	.444	2-4	.500	0-0	.000	1	2	3	3.0	3	4	3	0	0	10	6.5	
vs NAVY	11/26/16	23	1-4	.250	1-3	.333	2-2	1.000	2	2	4	3.3	0	4	4	1	2	5	6.0	
at Tulsa	11/30/16	18	1-6	.167	0-4	.000	0-0	.000	1	5	6	4.0	3	0	2	0	0	2	5.0	
TEXAS TECH	12/03/16	18	4-12	.333	2-3	.667	1-2	.500	2	4	6	4.4	1	0	2	1	2	11	6.2	
BUTLER	12/07/16	6	0-2	.000	0-2	.000	0-0	.000	0	1	1	3.8	2	0	3	0	0	0	5.2	
at Missouri State	12/11/16	dnp	-	-	-	-	-	-	-	-	-	-	-	-	-	-	-	-	-	
NWST	12/18/16	17	0-4	.000	0-3	.000	0-0	.000	0	3	3	3.7	1	5	2	0	0	0	4.4	
ORU	12/21/16	14	0-3	.000	0-0	.000	0-0	.000	0	3	3	3.6	1	0	1	0	1	0	3.9	
HOUSTON BAPTIST	12/28/16	29	4-13	.308	0-4	.000	0-0	.000	0	5	5	3.8	2	5	3	2	1	8	4.3	
at Ole Miss	01/01/17	19	1-6	.167	1-3	.333	0-0	.000	0	2	2	3.6	3	2	3	0	0	3	4.2	
#4 MISSISSIPPI STATE	01/05/17	6	0-2	.000	0-1	.000	0-0	.000	0	0	0	3.3	3	0	1	0	0	0	3.8	
LSU	01/08/17	15	1-3	.333	0-2	.000	2-2	1.000	0	1	1	3.1	1	1	3	0	0	4	3.8	
at Texas A&M	01/12/17	26	8-15	.533	4-7	.571	0-0	.000	1	0	1	2.9	0	1	5	0	1	20	5.1	
at Alabama	01/15/17	10	1-3	.333	1-2	.500	0-0	.000	0	1	1	2.8	0	0	0	0	1	3	4.9	
VANDERBILT	01/19/17	10	0-3	.000	0-1	.000	0-0	.000	2	1	3	2.8	1	1	1	0	0	0	4.6	
Totals		0	238	26-89	.292	12-40	.300	5-6	.833	10	32	42	2.8	21	25	33	4	8	69	4.6

Games played: 15  
 Minutes/game: 15.9  
 Points/game: 4.6  
 FG Pct: 29.2  
 3FG Pct: 30.0  
 FT Pct: 83.3

Rebounds/game: 2.8  
 Assists/game: 1.7  
 Turnovers/game: 2.2  
 Assist/turnover ratio: 0.8  
 Steals/game: 0.5  
 Blocks/game: 0.3

## WILSON'S CAREER STATISTICS

Season	gp-gs	min/avg	Total		3-Point		F-Throws		Rebounds				Scoring							
			fg-fga	pct	fg-fga	pct	ft-fa	pct	off	def	tot	avg	pf	fo	ast	to	blk	stl	pts	avg
2016-17	15-0	238/15.9	26-89	.292	12-40	.300	5-6	.833	10	32	42	2.8	21	0	25	33	4	8	69	4.6
TOTAL	15-0	238/15.9	26-89	.292	12-40	.300	5-6	.833	10	32	42	2.8	21	0	25	33	4	8	69	4.6

# 3

## NOTES

- Opened 2016-17 as a starter
- Twelve games with 25+ minutes played
- Posted a career-best with 18 points against Stetson
- Ten games with double digit scoring
- Four games with five or more assists
- Missed ORU, HBU & Ole Miss games with injury



**MALICA MONK**

G | SO | 5-5 | N. LITTLE ROCK, ARK.

## 16-17 HIGHS

Points	18 vs. Stetson, 11-21-16
FGM	6 at Texas A&M, 1-12-17*
FGA	16 at Missouri State, 12-11-16
3PM	2 at Texas A&M, 1-12-17
3PA	3 at Texas A&M, 1-12-17
FTM	8 vs. #4 Miss State, 1-5-17
FTA	9 vs. #4 Miss State, 1-5-17
OREB	3 vs. ULM, 11-13-16
DREB	4 vs. Tulsa, 11-30-16
REB	5 vs. ULM, 11-13-16
AST	7 vs. Memphis, 11-25-16
BLK	3 vs. LSU, 1-8-17
STL	4 vs. Memphis, 11-25-16
MIN	38 vs. #4 Miss State, 1-5-17

## CAREER HIGHS

Points	18 vs. Stetson, 11-21-16
FGM	6 at Texas A&M, 1-12-17*
FGA	16 at Missouri State, 12-11-16
3PM	2 at Texas A&M, 1-12-17
3PA	3 at Texas A&M, 1-12-17
FTM	8 vs. #4 Miss State, 1-5-17
FTA	9 vs. #4 Miss State, 1-5-17
OREB	3 vs. ULM, 11-13-16
DREB	4 vs. Tulsa, 11-30-16
REB	5 vs. ULM, 11-13-16
AST	7 vs. Memphis, 11-25-16
BLK	3 vs. LSU, 1-8-17
STL	4 vs. Memphis, 11-25-16
MIN	38 vs. #4 Miss State, 1-5-17

\*Most Recent

## 16-17 GAME BY GAME

Opponent	Date	gs	min	Total		3-Pointers		Free throws		Rebounds				pf	a	t/o	blk	stl	pts	avg	
				fg-fga	pct	3fg-fga	pct	ft-fa	pct	off	def	tot	avg								
SAM HOUSTON STATE	11/11/16	*	27	5-7	.714	0-0	.000	2-2	1.000	0	2	2	2.0	2	3	1	0	2	12	12.0	
LA-MONROE	11/13/16	*	25	2-3	.667	0-0	.000	5-6	.833	3	2	5	3.5	1	2	1	1	3	9	10.5	
SOUTH DAKOTA	11/17/16	*	34	5-10	.500	0-0	.000	2-2	1.000	1	1	2	3.0	3	4	2	0	4	12	11.0	
STETSON	11/21/16	*	36	6-10	.600	0-1	.000	6-6	1.000	0	3	3	3.0	2	5	4	0	1	18	12.8	
vs Memphis	11/25/16	*	21	5-7	.714	0-1	.000	3-4	.750	2	1	3	3.0	1	7	2	0	4	13	12.8	
vs NAVY	11/26/16	*	22	2-2	1.000	0-0	.000	0-0	.000	0	0	0	2.5	5	1	2	0	0	4	11.3	
at Tulsa	11/30/16	*	34	2-6	.333	0-0	.000	2-2	1.000	0	4	4	2.7	3	4	2	0	1	6	10.6	
TEXAS TECH	12/03/16	*	36	5-14	.357	1-2	.500	0-1	.000	1	2	3	2.8	0	4	0	0	3	11	10.6	
BUTLER	12/07/16	*	35	4-8	.500	0-0	.000	3-4	.750	0	2	2	2.7	4	5	1	0	1	11	10.7	
at Missouri State	12/11/16	*	37	6-16	.375	1-2	.500	1-4	.250	2	1	3	2.7	1	2	1	0	1	14	11.0	
NWST	12/18/16	*	10	1-2	.500	0-0	.000	0-0	.000	0	1	1	2.5	1	2	0	0	1	2	10.2	
at Ole Miss	01/01/17	dnp	-	-	-	-	-	-	-	-	-	-	-	-	-	-	-	-	-	-	
#4 MISSISSIPPI STATE	01/05/17	*	38	4-12	.333	1-2	.500	8-9	.889	0	2	2	2.5	4	0	1	2	3	17	10.8	
LSU	01/08/17	*	34	0-6	.000	0-2	.000	6-8	.750	1	1	2	2.5	4	5	4	3	2	6	10.4	
at Texas A&M	01/12/17	*	26	6-9	.667	2-3	.667	2-2	1.000	0	1	1	2.4	4	2	3	0	1	16	10.8	
at Alabama	01/15/17	*	35	5-10	.500	0-2	.000	1-1	1.000	0	2	2	2.3	5	4	1	0	1	11	10.8	
VANDERBILT	01/19/17	*	31	3-7	.429	0-1	.000	2-4	.500	1	3	4	2.4	3	3	2	0	0	8	10.6	
Totals			16	481	61-129	.473	5-16	.313	43-55	.782	11	28	39	2.4	43	53	27	6	28	170	10.6

Games played: 16  
 Minutes/game: 30.1  
 Points/game: 10.6  
 FG Pct: 47.3  
 3FG Pct: 31.3  
 FT Pct: 78.2

Rebounds/game: 2.4  
 Assists/game: 3.3  
 Turnovers/game: 1.7  
 Assist/turnover ratio: 2.0  
 Steals/game: 1.8  
 Blocks/game: 0.4

## MISCELLANEOUS

	2016-17	Career
10+ Pts	10	13
15+ Pts	3	3
20+ Pts	-	-
10+ Rebs	-	-
15+ Rebs	-	-
Double-Double	-	-
5+ Ast	4	6
Led AR in Pts	2	2
Led AR in Reb	-	-
GP/GS	16/16	43/21

## HONORS

- Arkansas Academic Honor Roll (3.0-3.49 GPA) (Fall 2016)


## MONK'S CAREER STATISTICS

Season	gp-gs	min/avg	Total		3-Point		F-Throws		Rebounds				Scoring							
			fg-fga	pct	fg-fga	pct	ft-fa	pct	off	def	tot	avg	pf	fo	ast	to	blk	stl	pts	avg
2015-16	27-5	461/17.1	48-136	.353	2-10	.200	12-19	.632	6	23	29	1.1	60	2	47	44	5	23	110	4.1
2016-17	16-16	481/30.1	61-129	.473	5-16	.313	43-55	.782	11	28	39	2.4	43	2	53	27	6	28	170	10.6
TOTAL	43-21	942/21.9	109-265	.411	7-26	.269	55-74	.743	17	51	68	1.6	103	4	100	71	11	51	280	6.5

# 4

## NOTES

- Career-best 23 points on 6-for-8 shooting in win over Houston Baptist
- First start of the season verses HBU
- Fifteen games with 20+ minutes this year
- Career-best nine rebounds against Northwestern State
- Repeated with nine boards at Alabama
- Ten double figure scoring games
- Also throws javelin for the Razorback track and field team



**KEIRYN SWENSON**  
F | SO | 6-1 | WICHITA, KAN.

## 16-17 HIGHS

Points	23 vs. HBU, 12-28-16
FGM	7 vs. Navy, 11-26-16
FGA	13 at Ole Miss, 1-1-17
3PM	4 at Ole Miss, 1-1-17
3PA	9 at Ole Miss, 1-1-17
FTM	8 vs. HBU, 12-28-16
FTA	9 vs. HBU, 12-28-16
OREB	5 at Alabama, 1-15-17*
DREB	6 vs. NSU, 12-18-15
REB	9 at Alabama, 1-15-17*
AST	2 vs. NSU, 12-18-15
BLK	2 vs. HBU, 12-28-16*
STL	1 at Alabama, 1-15-17*
MIN	37 at Ole Miss, 1-1-17

## CAREER HIGHS

Points	23 vs. HBU, 12-28-16
FGM	7 vs. Navy, 11-26-16
FGA	13 at Ole Miss, 1-1-17
3PM	4 at Ole Miss, 1-1-17
3PA	9 at Ole Miss, 1-1-17
FTM	8 vs. HBU, 12-28-16
FTA	9 vs. HBU, 12-28-16
OREB	5 at Alabama, 1-15-17*
DREB	6 vs. NSU, 12-18-15*
REB	9 at Alabama, 1-15-17*
AST	2 vs. NSU, 12-18-15*
BLK	2 vs. HBU, 12-28-16*
STL	2, New Orleans, 12-30-15*
MIN	37 at Ole Miss, 1-1-17

\*Most Recent

## MISCELLANEOUS

	2016-17	Career
10+ Pts	10	10
15+ Pts	4	4
20+ Pts	1	1
10+ Rebs	-	-
15+ Rebs	-	-
Double-Double	-	-
5+ Ast	-	-
Led AR in Pts	1	1
Led AR in Reb	-	1
GP/GS	19/4	48/5

## HONORS

- SEC First-Year Academic Honor Roll ('16)
- Arkansas Academic Champion (4.00 GPA)  
(Fall 2015, Spring 2016, Fall 2016)

## 16-17 GAME BY GAME

Opponent	Date	gs	min	Total		3-Pointers		Free throws		Rebounds				pf	a	t/o	blk	stl	pts	avg	
				fg-fga	pct	3fg-fga	pct	ft-fa	pct	off	def	tot	avg								
SAM HOUSTON STATE	11/11/16		23	2-6	.333	1-3	.333	0-0	.000	0	5	5	5.0	3	1	2	0	1	5	5.0	
LA-MONROE	11/13/16		23	5-7	.714	2-3	.667	1-1	1.000	2	4	6	5.5	0	1	0	1	1	13	9.0	
SOUTH DAKOTA	11/17/16		18	1-3	.333	0-1	.000	1-2	.500	5	1	6	5.7	0	0	0	1	0	3	7.0	
STETSON	11/21/16		20	3-5	.600	2-2	1.000	1-2	.500	1	1	2	4.8	2	0	1	0	1	9	7.5	
vs Memphis	11/25/16		20	4-7	.571	1-2	.500	1-1	1.000	1	1	2	4.2	1	1	0	0	0	10	8.0	
vs NAVY	11/26/16		34	7-12	.583	2-3	.667	0-0	.000	1	2	3	4.0	1	0	0	1	1	16	9.3	
at Tulsa	11/30/16		12	0-2	.000	0-2	.000	0-0	.000	0	2	2	3.7	2	0	0	0	0	0	8.0	
TEXAS TECH	12/03/16		18	2-3	.667	1-1	1.000	3-4	.750	1	4	5	3.9	0	1	1	1	0	8	8.0	
BUTLER	12/07/16		23	6-7	.857	3-3	1.000	0-0	.000	0	3	3	3.8	0	0	1	2	1	15	8.8	
at Missouri State	12/11/16		21	2-3	.667	0-1	.000	1-1	1.000	4	1	5	3.9	2	0	2	2	0	5	8.4	
NWST	12/18/16		25	4-9	.444	1-3	.333	2-2	1.000	3	6	9	4.4	3	2	0	0	0	11	8.6	
ORU	12/21/16		23	0-2	.000	0-1	.000	0-0	.000	1	2	3	4.3	3	0	0	2	0	0	7.9	
HOUSTON BAPTIST	12/28/16	*	31	6-8	.750	3-3	1.000	8-9	.889	4	3	7	4.5	1	1	1	2	1	23	9.1	
at Ole Miss	01/01/17	*	37	6-13	.462	4-9	.444	3-3	1.000	1	3	4	4.4	1	0	1	1	1	19	9.8	
#4 MISSISSIPPI STATE	01/05/17	*	30	1-8	.125	0-3	.000	0-0	.000	3	4	7	4.6	1	1	2	1	1	2	9.3	
LSU	01/08/17		20	3-4	.750	2-3	.667	2-2	1.000	2	2	4	4.6	3	0	2	0	0	10	9.3	
at Texas A&M	01/12/17		25	3-5	.600	1-3	.333	3-4	.750	2	1	3	4.5	0	0	1	1	0	10	9.4	
at Alabama	01/15/17		21	4-9	.444	2-2	1.000	2-3	.667	5	4	9	4.7	2	0	4	0	1	12	9.5	
VANDERBILT	01/19/17	*	19	3-4	.750	1-2	.500	1-1	1.000	0	4	4	4.7	4	1	1	0	0	8	9.4	
Totals			4	443	62-117	.530	26-50	.520	29-35	.829	36	53	89	4.7	29	9	19	15	9	179	9.4

Games played: 19  
Minutes/game: 23.3  
Points/game: 9.4  
FG Pct: 53.0  
3FG Pct: 52.0  
FT Pct: 82.9

Rebounds/game: 4.7  
Assists/game: 0.5  
Turnovers/game: 1.0  
Assist/turnover ratio: 0.5  
Steals/game: 0.5  
Blocks/game: 0.8

## SWENSON'S CAREER STATISTICS

Season	gp-gs	min/avg	Total		3-Point		F-Throws		Rebounds				Scoring							
			fg-fga	pct	fg-fga	pct	ft-fa	pct	off	def	tot	avg	pf	fo	ast	to	blk	stl	pts	avg
2015-16	29-1	373/12.9	27-84	.321	5-21	.238	19-27	.704	34	34	68	2.3	26	0	7	15	4	10	78	2.7
2016-17	19-4	443/23.3	62-117	.530	26-50	.520	29-35	.829	36	53	89	4.7	29	0	9	19	15	9	179	9.4
TOTAL	48-5	816/17.0	89-201	.443	31-71	.437	48-62	.774	70	87	157	3.3	55	0	16	34	19	19	257	5.4



# 10

## NOTES

- Played in nine games this year
- Career-best nine points in 14 minutes against ULM



**KIARA WILLIAMS**  
F/C | FR | 6-1 | LITTLE ROCK, ARK.

## 16-17 HIGHS

Points	9 vs. ULM, 11-13-16
FGM	4 vs. ULM, 11-13-16
FGA	6 vs. ULM, 11-13-16
3PM	0
3PA	0
FTM	1 at Alabama, 1-15-17*
FTA	4 vs. ULM, 11-13-16
OREB	2 vs. Vanderbilt, 1-19-17*
DREB	4 at Alabama, 1-15-17*
AST	0
BLK	1 at Missouri State, 12-11-16
STL	1 at Alabama, 1-15-17*
MIN	15 vs. Vanderbilt, 1-19-17*

## CAREER HIGHS

Points	9 vs. ULM, 11-13-16
FGM	4 vs. ULM, 11-13-16
FGA	6 vs. ULM, 11-13-16
3PM	0
3PA	0
FTM	1 at Alabama, 1-15-17*
FTA	4 vs. ULM, 11-13-16
OREB	2 vs. Vanderbilt, 1-19-17*
DREB	4 at Alabama, 1-15-17*
AST	0
BLK	1 at Missouri State, 12-11-16
STL	1 at Alabama, 1-15-17*
MIN	vs. Vanderbilt, 1-19-17*

\*Most Recent

## MISCELLANEOUS

	2016-17	Career
10+ Pts	-	-
15+ Pts	-	-
20+ Pts	-	-
10+ Rebs	-	-
15+ Rebs	-	-
Double-Double	-	-
5+ Ast	-	-
Led AR in Pts	-	-
Led AR in Reb	-	-
GP/GS	10/-	10/-

## HONORS

• TBA

## 16-17 GAME BY GAME

Opponent	Date	gs	min	Total		3-Pointers		Free throws		Rebounds				pf	a	t/o	blk	stl	pts	avg
				fg-fga	pct	3fg-fga	pct	ft-fta	pct	off	def	tot	avg							
SAM HOUSTON STATE	11/11/16	5		0-1	.000	0-0	.000	0-0	.000	0	1	1	1.0	0	0	1	0	1	0	0.0
LA-MONROE	11/13/16	14		4-6	.667	0-0	.000	1-4	.250	2	3	5	3.0	4	0	0	0	0	9	4.5
SOUTH DAKOTA	11/17/16	dnp		-	-	-	-	-	-	-	-	-	-	-	-	-	-	-	-	-
STETSON	11/21/16	0		0-0	.000	0-0	.000	0-0	.000	0	0	0	2.0	0	0	0	0	0	0	3.0
vs Memphis	11/25/16	8		3-4	.750	0-0	.000	0-0	.000	2	4	6	3.0	2	0	0	0	0	6	3.8
vs NAVY	11/26/16	dnp		-	-	-	-	-	-	-	-	-	-	-	-	-	-	-	-	-
at Tulsa	11/30/16	8		1-2	.500	0-0	.000	1-2	.500	1	2	3	3.0	0	0	0	0	0	3	3.6
TEXAS TECH	12/03/16	dnp		-	-	-	-	-	-	-	-	-	-	-	-	-	-	-	-	-
BUTLER	12/07/16	10		1-1	1.000	0-0	.000	0-0	.000	1	2	3	3.0	2	0	1	0	1	2	3.3
at Missouri State	12/11/16	12		1-2	.500	0-0	.000	0-2	.000	1	2	3	3.0	1	0	0	1	0	2	3.1
NWST	12/18/16	14		0-2	.000	0-0	.000	0-2	.000	0	1	1	2.8	4	1	3	1	0	0	2.8
at Ole Miss	01/01/17	dnp		-	-	-	-	-	-	-	-	-	-	-	-	-	-	-	-	-
at Alabama	01/15/17	15		3-3	1.000	0-0	.000	1-1	1.000	2	4	6	3.1	3	0	4	0	1	7	3.2
VANDERBILT	01/19/17	15		1-1	1.000	0-0	.000	0-2	.000	2	0	2	3.0	1	0	0	0	0	2	3.1
Totals		0	101	14-22	.636	0-0	.000	3-13	.231	11	19	30	3.0	17	1	9	2	3	31	3.1

Games played: 10  
Minutes/game: 10.1  
Points/game: 3.1  
FG Pct: 63.6  
FT Pct: 23.1

Rebounds/game: 3.0  
Assists/game: 0.1  
Turnovers/game: 0.9  
Assist/turnover ratio: 0.1  
Steals/game: 0.3  
Blocks/game: 0.2

## WILLIAMS' CAREER STATISTICS

Season	gp-gs	min/avg	Total		3-Point		F-Throws		Rebounds				Scoring							
			fg-fga	pct	fg-fga	pct	ft-fta	pct	off	def	tot	avg	pf	fo	ast	to	blk	stl	pts	avg
2016-17	10-0	101/10.1	14-22	.636	0-0	.000	3-13	.231	11	19	30	3.0	17	0	1	9	2	3	31	3.1
TOTAL	10-0	101/10.1	14-22	.636	0-0	.000	3-13	.231	11	19	30	3.0	17	0	1	9	2	3	31	3.1

# 14

## 16-17 HIGHS

Points	19 vs. ORU, 12-21-16
FGM	9 vs. ORU, 12-21-16
FGA	15 vs. ORU, 12-21-16
3PM	3 vs. Vanderbilt, 1-19-17
3PA	6 vs. Vanderbilt, 1-19-17
FTM	2 vs. Vanderbilt, 1-19-17*
FTA	2 vs. Vanderbilt, 1-19-17*
OREB	4 vs. Texas Tech, 12-3-16
DREB	6 at Alabama, 1-15-17*
REB	9 vs. Texas Tech, 12-3-16
AST	11 vs. HBU, 12-28-16
BLK	1 vs. Vanderbilt, 1-19-17*
STL	3 vs. NWSU, 12-18-16
MIN	40 vs. ORU, 12-21-16

\* Most Recent

## CAREER HIGHS

Points	19 vs. ORU, 12-21-16
FGM	9 vs. ORU, 12-21-16
FGA	15 vs. ORU, 12-21-16
3PM	3 vs. Vanderbilt, 1-19-17
3PA	6 vs. Vanderbilt, 1-19-17
FTM	2 vs. Vanderbilt, 1-19-17*
FTA	2 vs. Vanderbilt, 1-19-17*
OREB	4 vs. Texas Tech, 12-3-16
DREB	6 vs. ORU, 12-21-16
REB	9 vs. Texas Tech, 12-3-16
AST	11 vs. HBU, 12-28-16
BLK	1 vs. Vanderbilt, 1-19-17*
STL	3 vs. NWSU, 12-18-16
MIN	40 vs. ORU, 12-21-16

\* Most Recent

## MISCELLANEOUS

	2016-17	Career
10+ Pts	7	7
15+ Pts	3	3
20+ Pts	-	-
10+ Rebs	-	-
15+ Rebs	-	-
Double-Double	2	2
5+ Ast	5	5
Led AR in Pts	3	3
Led AR in Reb	-	-
GP/GS	19/19	19/19

## HONORS

- SEC Freshman of the Week (Nov. 29, 2016)
- Member of the SEC WBB Leadership Council

## NOTES

- Member of the SEC Women's Basketball Leadership Council
- Played and started all games as a true freshman
- **SEC Freshman of the Week** honors Nov. 29 recording 18 points, nine rebounds and seven assists in two games
- Posted career-best with 19 points on 9-for-15 shooting versus ORU
- Seven games with double figure scoring
- Career-best 11 assists versus HBU
- First career double-double with 10 points and 11 assists versus Houston Baptist
- Back-to-back double-doubles with 10 and 10 at Ole Miss in the conference opener



**JAILYN MASON**  
PG | FR | 5-9 | MASON, OHIO

## 16-17 GAME BY GAME

Opponent	Date	gs	min	Total		3-Pointers		Free throws		Rebounds				pf	a	t/o	blk	stl	pts	avg	
				fg-fga	pct	3fg-fga	pct	ft-fa	pct	off	def	tot	avg								
SAM HOUSTON STATE	11/11/16	*	36	2-9	.222	1-2	.500	0-0	.000	0	4	4	4.0	1	5	2	0	3	5	5.0	
LA-MONROE	11/13/16	*	18	2-4	.500	0-1	.000	0-0	.000	0	0	2.0	4	2	1	0	0	4	4.5		
SOUTH DAKOTA	11/17/16	*	30	3-7	.429	2-3	.667	2-2	1.000	0	2	2	2.0	1	2	0	0	1	10	6.3	
STETSON	11/21/16	*	31	5-10	.500	1-1	1.000	0-1	.000	1	5	6	3.0	1	2	0	0	11	7.5		
vs Memphis	11/25/16	*	25	4-7	.571	1-1	1.000	0-0	.000	1	3	4	3.2	3	2	3	0	0	9	7.8	
vs NAVY	11/26/16	*	28	4-7	.571	1-2	.500	0-0	.000	0	5	5	3.5	4	5	1	0	0	9	8.0	
at Tulsa	11/30/16	*	26	4-8	.500	0-0	.000	0-0	.000	1	5	6	3.9	3	2	2	0	0	8	8.0	
TEXAS TECH	12/03/16	*	31	4-8	.500	0-0	.000	1-2	.500	4	5	9	4.5	1	3	1	0	0	9	8.1	
BUTLER	12/07/16	*	34	0-4	.000	0-0	.000	0-0	.000	2	4	6	4.7	0	5	3	0	1	0	7.2	
at Missouri State	12/11/16	*	22	0-6	.000	0-1	.000	0-0	.000	1	2	3	4.5	2	0	0	0	1	0	6.5	
NWST	12/18/16	*	36	3-7	.429	1-3	.333	0-0	.000	2	3	5	4.5	0	3	4	1	3	7	6.5	
ORU	12/21/16	*	40	9-15	.600	0-1	.000	1-2	.500	0	6	6	4.7	2	3	1	0	0	19	7.6	
HOUSTON BAPTIST	12/28/16	*	33	5-11	.455	0-1	.000	0-0	.000	0	4	4	4.6	1	11	0	1	4	10	7.8	
at Ole Miss	01/01/17	*	36	5-11	.455	0-0	.000	0-0	.000	0	5	5	4.6	4	10	1	1	0	10	7.9	
#4 MISSISSIPPI STATE	01/05/17	*	35	3-12	.250	0-0	.000	1-2	.500	0	3	3	4.5	5	2	2	2	1	7	7.9	
LSU	01/08/17	*	33	1-4	.250	0-2	.000	0-0	.000	0	3	3	4.4	2	2	2	0	1	2	7.5	
at Texas A&M	01/12/17	*	29	3-8	.375	0-1	.000	0-0	.000	0	4	4	4.4	2	2	1	0	2	6	7.4	
at Alabama	01/15/17	*	31	7-13	.538	1-2	.500	0-0	.000	0	6	6	4.5	3	4	3	0	1	15	7.8	
VANDERBILT	01/19/17	*	34	6-11	.545	3-6	.500	2-2	1.000	2	4	6	4.6	4	1	3	1	1	17	8.3	
Totals			19	588	70-162	.432	11-27	.407	7-11	.636	14	73	87	4.6	43	66	30	6	19	158	8.3

Games played: 19  
Minutes/game: 30.9  
Points/game: 8.3  
FG Pct: 43.2  
3FG Pct: 40.7  
FT Pct: 63.6

Rebounds/game: 4.6  
Assists/game: 3.5  
Turnovers/game: 1.6  
Assist/turnover ratio: 2.2  
Steals/game: 1.0  
Blocks/game: 0.3

## MASON'S CAREER STATISTICS

Season	gp-gs	min/avg	Total		3-Point		F-Throws		Rebounds				Scoring							
			fg-fga	pct	fg-fga	pct	ft-fa	pct	off	def	tot	avg	pf	fo	ast	to	blk	stl	pts	avg
2016-17	19-19	588/30.9	70-162	.432	11-27	.407	7-11	.636	14	73	87	4.6	43	1	66	30	6	19	158	8.3
TOTAL	19-19	588/30.9	70-162	.432	11-27	.407	7-11	.636	14	73	87	4.6	43	1	66	30	6	19	158	8.3

# 20

## NOTES

- Played in five games this year
- Missed NSU, ORU games with injury
- Several career high marks against HBU including points, field goals and 3-point field goals made and rebounds



**SYDNEY STOUT**  
F | FR | 6-0 | BIXBY, OKLA.

## 16-17 HIGHS

Points	8 vs. HBU, 12-28-16
FGM	3 vs. HBU, 12-28-16
FGA	5 vs. HBU, 12-28-16
3PM	2 vs. HBU, 12-28-16
3PA	4 vs. HBU, 12-28-16
FTM	2 at Texas A&M, 1-12-17
FTA	4 at Texas A&M, 1-12-17
OREB	1 at Texas A&M, 1-12-17
DREB	6 vs. HBU, 12-28-16
REB	6 vs. HBU, 12-28-16
AST	0
BLK	1 vs. ULM, 11-13-16
STL	0
MIN	15 vs. HBU, 12-28-16

\* Most Recent

## CAREER HIGHS

Points	8 vs. HBU, 12-28-16
FGM	3 vs. HBU, 12-28-16
FGA	5 vs. HBU, 12-28-16
3PM	2 vs. HBU, 12-28-16
3PA	4 vs. HBU, 12-28-16
FTM	2 at Texas A&M, 1-12-17
FTA	4 at Texas A&M, 1-12-17
OREB	1 at Texas A&M, 1-12-17
DREB	6 vs. HBU, 12-28-16
REB	6 vs. HBU, 12-28-16
AST	0
BLK	1 vs. ULM, 11-13-16
STL	0
MIN	15 vs. HBU, 12-28-16

\* Most Recent

## MISCELLANEOUS

	2016-17	Career
10+ Pts	-	-
15+ Pts	-	-
20+ Pts	-	-
10+ Rebs	-	-
15+ Rebs	-	-
Double-Double	-	-
5+ Ast	-	-
Led AR in Pts	-	-
Led AR in Reb	-	-
GP/GS	5/-	5/-

## 16-17 GAME BY GAME

Opponent	Date	gs	min	Total		3-Pointers		Free throws		Rebounds				pf	a	t/o	blk	stl	pts	avg
				fg-fga	pct	3fg-fga	pct	ft-fa	pct	off	def	tot	avg							
SAM HOUSTON STATE	11/11/16	3	0-0	.000	0-0	.000	0-0	.000	0	0	0	0.0	0	0	0	0	0	0	0	0.0
LA-MONROE	11/13/16	6	0-2	.000	0-2	.000	0-0	.000	0	0	0	0.0	1	0	0	1	0	0	0	0.0
SOUTH DAKOTA	11/17/16	dnp	-	-	-	-	-	-	-	-	-	-	-	-	-	-	-	-	-	-
STETSON	11/21/16	dnp	-	-	-	-	-	-	-	-	-	-	-	-	-	-	-	-	-	-
vs Memphis	11/25/16	4	1-1	1.000	1-1	1.000	0-0	.000	0	1	1	0.3	2	0	0	0	0	0	3	1.0
vs NAVY	11/26/16	dnp	-	-	-	-	-	-	-	-	-	-	-	-	-	-	-	-	-	-
at Tulsa	11/30/16	dnp	-	-	-	-	-	-	-	-	-	-	-	-	-	-	-	-	-	-
TEXAS TECH	12/03/16	dnp	-	-	-	-	-	-	-	-	-	-	-	-	-	-	-	-	-	-
BUTLER	12/07/16	dnp	-	-	-	-	-	-	-	-	-	-	-	-	-	-	-	-	-	-
at Missouri State	12/11/16	dnp	-	-	-	-	-	-	-	-	-	-	-	-	-	-	-	-	-	-
NWST	12/18/16	dnp	-	-	-	-	-	-	-	-	-	-	-	-	-	-	-	-	-	-
HOUSTON BAPTIST	12/28/16	15	3-5	.600	2-4	.500	0-0	.000	0	6	6	1.8	1	0	2	0	0	0	8	2.8
at Ole Miss	01/01/17	dnp	-	-	-	-	-	-	-	-	-	-	-	-	-	-	-	-	-	-
#4 MISSISSIPPI STATE	01/05/17	dnp	-	-	-	-	-	-	-	-	-	-	-	-	-	-	-	-	-	-
LSU	01/08/17	dnp	-	-	-	-	-	-	-	-	-	-	-	-	-	-	-	-	-	-
at Texas A&M	01/12/17	9	0-2	.000	0-1	.000	2-4	.500	1	0	1	1.6	3	0	0	0	0	0	2	2.6
at Alabama	01/15/17	dnp	-	-	-	-	-	-	-	-	-	-	-	-	-	-	-	-	-	-
VANDERBILT	01/19/17	dnp	-	-	-	-	-	-	-	-	-	-	-	-	-	-	-	-	-	-
Totals		0	37	4-10	.400	3-8	.375	2-4	.500	1	7	8	1.6	7	0	2	1	0	13	2.6

Games played: 5  
Minutes/game: 7.4  
Points/game: 2.6  
FG Pct: 40.0  
3FG Pct: 37.5  
FT Pct: 50.0

Rebounds/game: 1.6  
Turnovers/game: 0.4  
Blocks/game: 0.2

## HONORS

- Arkansas Academic Honor Roll (3.0-3.49 GPA) (Fall 2016)

## STOUT'S CAREER STATISTICS

Season	gp-gs	min/avg	Total		3-Point		F-Throws		Rebounds				Scoring							
			fg-fga	pct	fg-fga	pct	ft-fa	pct	off	def	tot	avg	pf	fo	ast	to	blk	stl	pts	avg
2016-17	5-0	37/7.4	4-10	.400	3-8	.375	2-4	.500	1	7	8	1.6	7	0	0	2	1	0	13	2.6
TOTAL	5-0	37/7.4	4-10	.400	3-8	.375	2-4	.500	1	7	8	1.6	7	0	0	2	1	0	13	2.6

# 21

## 16-17 HIGHS

Points	18 at Missouri State, 12-11-16
FGM	6 vs. LSU, 1-8-17
FGA	17 at Missouri State, 12-11-16
3PM	3 vs. LSU, 1-8-17*
3PA	8 vs. LSU, 1-8-17
FTM	5 at Missouri State, 12-11-16
FTA	7 at Missouri State, 12-11-16
OREB	2 at Alabama, 1-15-17
DREB	7 vs. LSU, 1-8-17
REB	7 vs. LSU, 1-8-17
AST	6 vs. ORU, 12-21-16
BLK	1 vs. LSU, 1-8-17*
STL	4 vs. Vanderbilt, 1-19-17*
MIN	37 vs. ORU, 12-21-16

## CAREER HIGHS

Points	18 at Missouri State, 12-11-16
FGM	7, MVSU, 12-28-15
FGA	17 at Missouri State, 12-11-16*
	19, at Auburn, 1-24-16 OT
3PM	3 vs. LSU, 1-8-17*
3PA	9, at Butler, 12-13-15
	9, at Auburn, 1-24-16 OT*
FTM	7, New Orleans, 12-30-15
FTA	8, New Orleans, 12-30-15
OREB	2 at Alabama, 1-15-17*
DREB	7 vs. LSU, 1-8-17
	8, at Auburn, 1-24-16 OT
REB	7 vs. LSU, 1-8-17
	9, at Auburn, 1-24-16 OT
AST	6 vs. ORU, 12-21-16
BLK	3, MVSU, 12-28-15
STL	4 vs. Vanderbilt, 1-19-17*
MIN	37, at Butler, 12-13-15
	42, at Auburn, 1-24-16 OT

\*Most Recent

## MISCELLANEOUS

	2016-17	Career
10+ Pts	6	21
15+ Pts	2	7
20+ Pts	-	1
10+ Rebs	-	-
15+ Rebs	-	-
Double-Double	-	-
5+ Ast	2	3
Led AR in Pts	2	4
Led AR in Reb	-	-
GP/GS	18/8	48/33

## HONORS

- SEC First-Year Academic Honor Roll ('16)
- Arkansas Academic Honor Roll (3.0-3.49 GPA) (Fall 2015, Spring 2016, Fall 2016)

## NOTES

- Missed first game with a family emergency
- Scored career-best 18 points in road game at Missouri State
- Three of four games before the holiday break with double figures
- Fourth double figure scoring game with 15 points against LSU (1-8-17)
- Six games with double digit points this season
- Tied her career-best with four steals against Vanderbilt



**DEVIN COSPER**  
G | SR | 5-10 | COFFEYVILLE, KAN.

## 16-17 GAME BY GAME

Opponent	Date	gs	min	Total		3-Pointers		Free throws		Rebounds				pf	a	t/o	blk	stl	pts	avg
				fg-fga	pct	3fg-fga	pct	ft-fa	pct	off	def	tot	avg							
SAM HOUSTON STATE	11/11/16		dnp	-	-	-	-	-	-	-	-	-	-	-	-	-	-	-	-	-
LA-MONROE	11/13/16	18	2-5	.400	0-2	.000	2-2	1.000	0	1	1	1.0	0	5	0	1	4	6	6.0	
SOUTH DAKOTA	11/17/16	6	0-1	.000	0-0	.000	0-0	.000	0	2	2	1.5	0	0	0	0	0	0	3.0	
STETSON	11/21/16	9	0-2	.000	0-2	.000	0-0	.000	0	0	0	1.0	0	1	0	0	0	0	2.0	
vs Memphis	11/25/16	17	4-7	.571	0-3	.000	0-0	.000	0	2	2	1.3	4	2	1	0	0	8	3.5	
vs NAVY	11/26/16	15	1-4	.250	0-2	.000	0-0	.000	0	2	2	1.4	0	3	0	0	2	2	3.2	
at Tulsa	11/30/16	9	0-3	.000	0-1	.000	1-2	.500	1	1	2	1.5	1	0	1	0	0	1	2.8	
TEXAS TECH	12/03/16	11	1-4	.250	0-1	.000	0-0	.000	0	5	5	2.0	0	4	0	0	0	2	2.7	
BUTLER	12/07/16	21	5-9	.556	1-1	1.000	2-4	.500	0	2	2	2.0	0	0	3	0	2	13	4.0	
at Missouri State	12/11/16	30	5-17	.294	3-7	.429	5-7	.714	0	4	4	2.2	2	1	1	0	3	18	5.6	
NWST	12/18/16	21	4-6	.667	1-2	.500	0-0	.000	0	2	2	2.2	0	3	2	1	1	9	5.9	
ORU	12/21/16	* 37	5-14	.357	0-3	.000	0-0	.000	0	3	3	2.3	0	6	2	1	2	10	6.3	
HOUSTON BAPTIST	12/28/16	* 28	2-9	.222	1-1	1.000	0-0	.000	0	3	3	2.3	1	3	2	1	1	5	6.2	
at Ole Miss	01/01/17	* 33	4-9	.444	0-2	.000	1-1	1.000	0	3	3	2.4	3	2	1	0	2	9	6.4	
#4 MISSISSIPPI STATE	01/05/17	* 18	2-3	.667	0-0	.000	2-3	.667	1	0	1	2.3	0	2	2	0	0	6	6.4	
LSU	01/08/17	* 27	6-12	.500	3-8	.375	0-0	.000	0	7	7	2.6	2	2	6	1	1	15	6.9	
at Texas A&M	01/12/17	* 15	1-6	.167	0-2	.000	0-0	.000	0	2	2	2.6	4	1	0	0	1	2	6.6	
at Alabama	01/15/17	* 33	5-14	.357	0-4	.000	0-0	.000	2	2	4	2.6	4	0	3	0	1	10	6.8	
VANDERBILT	01/19/17	* 33	3-11	.273	1-4	.250	4-4	1.000	1	3	4	2.7	3	3	3	0	4	11	7.1	
Totals		8	381	50-136	.368	10-45	.222	17-23	.739	5	44	49	2.7	24	38	27	5	24	127	7.1

Games played: 18  
Minutes/game: 21.2  
Points/game: 7.1  
FG Pct: 36.8  
3FG Pct: 22.2  
FT Pct: 73.9

Rebounds/game: 2.7  
Assists/game: 2.1  
Turnovers/game: 1.5  
Assist/turnover ratio: 1.4  
Steals/game: 1.3  
Blocks/game: 0.3

## COSPER'S CAREER STATISTICS

Season	gp-gs	min/avg	Total		3-Point		F-Throws		Rebounds				pf	fo	ast	to	blk	stl	Scoring	
			fg-fga	pct	fg-fga	pct	ft-fa	pct	off	def	tot	avg							pts	avg
2015-16	30-25	792/26.4	97-293	.331	25-104	.240	50-72	.694	16	83	99	3.3	57	0	42	74	5	34	269	9.0
2016-17	18-8	381/21.2	50-136	.368	10-45	.222	17-23	.739	5	44	49	2.7	24	0	38	27	5	24	127	7.1
TOTAL	48-33	1173/24.4	147-429	.343	35-149	.235	67-95	.705	21	127	148	3.1	81	0	80	101	10	58	396	8.3

# 22

## NOTES

- Improved her career-best with 11 points on 4-for-6 shooting at Tulsa
- Started 14 games this year
- Averaging 22+ minutes as a sophomore
- Tied her career-best with seven rebounds vs. No. 4 Mississippi State - seven rebounds three times as a sophomore



**BAILEY ZIMMERMAN**  
G/F | SO | 6-0 | ST. VINCENT, ARK.

## 16-17 HIGHS

Points	11 vs. Tulsa, 11-30-16
FGM	4 vs. Tulsa, 11-30-16
FGA	7 at Missouri State, 12-11-16*
3PM	2 vs. Tulsa, 11-30-16*
3PA	5 vs. SHSU, 11-11-16
FTM	4 at Missouri State, 12-11-16
FTA	4 at Missouri State, 12-11-16*
OREB	2 vs. #4 Miss State, 1-5-17*
DREB	6 at Alabama, 1-15-17
REB	7 at Alabama, 1-15-17*
AST	3 vs. Butler, 12-7-16*
BLK	1 vs. LSU, 1-8-17*
STL	2 vs. NSU, 12-18-15*
MIN	32 vs. SHSU, 11-11-16

\* Most Recent

## CAREER HIGHS

Points	11 vs. Tulsa, 11-30-16
FGM	4 vs. Tulsa, 11-30-16
FGA	9 at Butler, 12-13-15
3PM	2 vs. Tulsa, 11-30-16*
3PA	7, at Butler, 12-13-15
FTM	2 vs. South Dakota, 11-17-16*
FTA	4 vs. Butler, 12-7-16
OREB	3 at Butler, 12-13-15*
DREB	6 at Alabama, 1-15-17
REB	7 at Alabama, 1-15-17*
AST	3 vs. Navy, 11-26-16*
BLK	1 vs. LSU, 1-8-17*
STL	2 vs. NSU, 12-18-15*
MIN	32 vs. SHSU, 11-11-16

\*Most Recent

## MISCELLANEOUS

	2016-17	Career
10+ Pts	-	-
15+ Pts	-	-
20+ Pts	-	-
10+ Rebs	-	-
15+ Rebs	-	-
Double-Double	-	-
5+ Ast	-	-
Led AR in Pts	-	-
Led AR in Reb	-	-
GP/GS	19/16	39/17

## 16-17 GAME BY GAME

Opponent	Date	gs	min	Total		3-Pointers		Free throws		Rebounds				pf	a	t/o	blk	stl	pts	avg	
				fg-fga	pct	3fg-fga	pct	ft-fa	pct	off	def	tot	avg								
SAM HOUSTON STATE	11/11/16	*	32	3-6	.500	2-5	.400	1-2	.500	2	3	5	5.0	1	3	1	0	1	9	9.0	
LA-MONROE	11/13/16	*	18	1-7	.143	0-3	.000	1-2	.500	2	5	7	6.0	0	2	0	0	1	3	6.0	
SOUTH DAKOTA	11/17/16	*	15	2-4	.500	2-3	.667	1-2	.500	2	2	4	5.3	3	1	0	0	0	7	6.3	
STETSON	11/21/16	*	24	2-4	.500	1-3	.333	0-0	.000	0	4	4	5.0	1	1	2	0	0	5	6.0	
vs Memphis	11/25/16	*	22	1-4	.250	1-4	.250	0-0	.000	0	3	3	4.6	2	2	2	0	2	3	5.4	
vs NAVY	11/26/16	*	13	0-1	.000	0-1	.000	0-0	.000	1	6	7	5.0	2	3	1	0	1	0	4.5	
at Tulsa	11/30/16	*	30	4-6	.667	2-3	.667	1-1	1.000	1	3	4	4.9	1	0	2	0	1	11	5.4	
TEXAS TECH	12/03/16	*	24	2-6	.333	1-3	.333	0-0	.000	1	3	4	4.8	2	0	1	1	0	5	5.4	
BUTLER	12/07/16	*	25	1-4	.250	1-3	.333	1-4	.250	1	2	3	4.6	3	3	1	0	1	4	5.2	
at Missouri State	12/11/16	*	31	2-7	.286	0-2	.000	4-4	1.000	3	1	4	4.5	0	2	1	0	2	8	5.5	
NWST	12/18/16	*	26	3-5	.600	0-2	.000	0-2	.000	1	2	3	4.4	1	1	2	0	2	6	5.5	
ORU	12/21/16	*	29	1-4	.250	0-1	.000	1-4	.250	1	5	6	4.5	0	0	1	1	0	3	5.3	
HOUSTON BAPTIST	12/28/16	*	20	1-4	.250	1-4	.250	0-0	.000	0	4	4	4.5	2	1	1	1	2	3	5.2	
at Ole Miss	01/01/17	*	22	0-1	.000	0-1	.000	0-0	.000	0	2	2	4.3	1	1	4	0	1	0	4.8	
#4 MISSISSIPPI STATE	01/05/17		25	2-6	.333	0-2	.000	1-3	.333	2	5	7	4.5	3	0	3	1	1	5	4.8	
LSU	01/08/17		11	1-3	.333	0-1	.000	0-3	.000	1	2	3	4.4	3	0	2	1	0	2	4.6	
at Texas A&M	01/12/17		20	0-6	.000	0-2	.000	0-0	.000	2	0	2	4.2	2	0	0	0	0	0	4.4	
at Alabama	01/15/17	*	25	0-4	.000	0-3	.000	0-0	.000	1	6	7	4.4	3	2	2	0	1	0	4.1	
VANDERBILT	01/19/17		12	2-6	.333	0-3	.000	0-0	.000	1	1	2	4.3	0	0	2	0	0	4	4.1	
Totals			15	424	28-88	.318	11-49	.224	11-27	.407	22	59	81	4.3	30	22	28	5	16	78	4.1

Games played: 19  
Minutes/game: 22.3  
Points/game: 4.1  
FG Pct: 31.8  
3FG Pct: 22.4  
FT Pct: 40.7

Rebounds/game: 4.3  
Assists/game: 1.2  
Turnovers/game: 1.5  
Assist/turnover ratio: 0.8  
Steals/game: 0.8  
Blocks/game: 0.3

## HONORS

- Arkansas Athletic Director's List (3.5-3.99 GPA) (Fall 2015, fall 2016)


## ZIMMERMAN'S CAREER STATISTICS

Season	gp-gs	min/avg	Total		3-Point		F-Throws		Rebounds				Scoring							
			fg-fga	pct	fg-fga	pct	ft-fa	pct	off	def	tot	avg	pf	fo	ast	to	blk	stl	pts	avg
2015-16	20-1	174/8.7	6-48	.125	4-33	.121	7-12	.583	12	9	21	1.1	9	0	4	15	2	4	23	1.2
2016-17	19-15	424/22.3	28-88	.318	11-49	.224	11-27	.407	22	59	81	4.3	30	0	22	28	5	16	78	4.1
TOTAL	39-16	598/15.3	34-136	.250	15-82	.183	18-39	.462	34	68	102	2.6	39	0	26	43	7	20	101	2.6

# 35

## NOTES

- Eight games with double digit points
- First double-double of the season with 10 points and 11 rebounds against Memphis
- Selected to the Nugget Classic All-Tournament Team
- Two games with four blocks (SHSU, Tulsa)
- Career-best four assists against Butler



**ALECIA COOLEY**  
C | SR | 6-4 | EVANSTON, ILL.

## 16-17 HIGHS

Points	13 vs. ULM, 11-13-16
FGM	5 vs. HBU, 12-28-16*
FGA	8 vs. South Dakota, 11-17-16*
3PM	0
3PA	0
FTM	7 vs. ULM, 11-13-16
FTA	12 vs. ULM, 11-13-16
OREB	5 vs. HBU, 12-28-16
DREB	8 vs. Memphis, 11-25-16
REB	10 vs. Memphis, 11-25-16
AST	4 vs. Butler, 12-7-16
BLK	4 vs. Tulsa, 11-30-16*
STL	1 vs. LSU, 1-8-17*
MIN	31 vs. LSU, 1-8-17*

\*Most Recent

## CAREER HIGHS

Points	19, ORU, 12-10-15
FGM	8, ORU, 12-10-15
FGA	10, ORU, 12-10-15
	10, vs. Florida, 1-28-16 OT
FTM	7 vs. ULM, 11-13-16
FTA	12 vs. ULM, 11-13-16
OREB	7, #24 Missouri, 1-17-16
DREB	8 vs. Memphis, 11-25-16
REB	10 vs. Memphis, 11-25-16*
	10, vs. Florida, 1-28-16 OT
AST	4 vs. Butler, 12-7-16
BLK	4 at Tulsa, 11-30-16*
STL	1 vs. LSU, 1-8-17*
	2, at Auburn, 1-24-16 OT
MIN	33, ORU, 12-10-15
	39, at Auburn, 1-24-16 OT

\*Most Recent

## MISCELLANEOUS

	2016-17	Career
10+ Pts	8	15
15+ Pts	-	3
20+ Pts	-	-
10+ Rebs	1	5
15+ Rebs	-	-
Double-Double	1	4
5+ Ast	-	-
Led AR in Pts	1	4
Led AR in Reb	3	8
GP/GS	19/16	49/44

## HONORS

- Arkansas Academic Honor Roll (3.0-3.49 GPA) (Spring 2016)
- Nugget Classic All-Tournament Team

## 16-17 GAME BY GAME

Opponent	Date	gs	min	Total		3-Pointers		Free throws		Rebounds				pf	a	t/o	blk	stl	pts	avg	
				fg-fga	pct	3fg-fga	pct	ft-fta	pct	off	def	tot	avg								
SAM HOUSTON STATE	11/11/16	*	26	4-8	.500	0-0	.000	4-6	.667	2	3	5	5.0	0	0	2	4	1	12	12.0	
LA-MONROE	11/13/16	*	18	3-5	.600	0-0	.000	7-12	.583	1	5	6	5.5	1	2	1	1	0	13	12.5	
SOUTH DAKOTA	11/17/16	*	31	5-8	.625	0-0	.000	2-2	1.000	1	2	3	4.7	3	1	2	1	0	12	12.3	
STETSON	11/21/16	*	24	1-3	.333	0-0	.000	5-6	.833	3	6	9	5.8	3	3	4	0	1	7	11.0	
vs Memphis	11/25/16	*	26	4-6	.667	0-0	.000	2-2	1.000	3	8	11	6.8	1	2	2	0	0	10	10.8	
vs NAVY	11/26/16	*	18	2-4	.500	0-0	.000	0-0	.000	3	4	7	6.8	0	1	4	0	1	4	9.7	
at Tulsa	11/30/16	*	24	1-6	.167	0-0	.000	2-2	1.000	1	5	6	6.7	0	0	0	4	0	4	8.9	
TEXAS TECH	12/03/16	*	31	3-11	.273	0-0	.000	0-0	.000	3	4	7	6.8	2	0	3	1	1	6	8.5	
BUTLER	12/07/16	*	16	2-3	.667	0-0	.000	0-0	.000	1	3	4	6.4	1	4	1	1	0	4	8.0	
at Missouri State	12/11/16	*	20	2-5	.400	0-0	.000	0-0	.000	4	1	5	6.3	3	1	2	1	0	4	7.6	
NWST	12/18/16	*	18	1-2	.500	0-0	.000	5-6	.833	1	2	3	6.0	1	0	2	2	0	7	7.5	
ORU	12/21/16	*	20	3-6	.500	0-0	.000	5-5	1.000	2	2	4	5.8	0	0	1	0	1	11	7.8	
HOUSTON BAPTIST	12/28/16		18	5-7	.714	0-0	.000	0-3	.000	5	3	8	6.0	1	1	1	1	0	10	8.0	
at Ole Miss	01/01/17		15	4-6	.667	0-0	.000	4-6	.667	0	1	1	5.6	2	0	1	1	1	12	8.3	
#4 MISSISSIPPI STATE	01/05/17		25	0-1	.000	0-0	.000	2-2	1.000	2	2	4	5.5	0	1	1	1	0	2	7.9	
LSU	01/08/17	*	31	3-7	.429	0-0	.000	1-2	.500	4	3	7	5.6	2	0	3	2	1	7	7.8	
at Texas A&M	01/12/17	*	20	2-5	.400	0-0	.000	0-0	.000	3	0	3	5.5	1	0	0	0	1	4	7.6	
at Alabama	01/15/17	*	30	2-4	.500	0-0	.000	6-8	.750	2	3	5	5.4	3	0	1	2	0	10	7.7	
VANDERBILT	01/19/17	*	17	1-2	.500	0-0	.000	1-2	.500	0	3	3	5.3	1	0	0	1	0	3	7.5	
Totals			16	428	48-99	.485	0-0	.000	46-64	.719	41	60	101	5.3	25	16	31	23	8	142	7.5

Games played: 19  
Minutes/game: 22.5  
Points/game: 7.5  
FG Pct: 48.5  
FT Pct: 71.9

Rebounds/game: 5.3  
Assists/game: 0.8  
Turnovers/game: 1.6  
Assist/turnover ratio: 0.5  
Steals/game: 0.4  
Blocks/game: 1.2

## COOLEY'S CAREER STATISTICS

Season	gp-gs	min/avg	Total		3-Point		F-Throws		Rebounds				Scoring							
			fg-fga	pct	fg-fga	pct	ft-fta	pct	off	def	tot	avg	pf	fo	ast	to	blk	stl	pts	avg
2015-16	30-28	699/23.3	74-148	.500	0-0	.000	48-63	.762	50	95	145	4.8	49	2	16	34	11	11	196	6.5
2016-17	19-16	428/22.5	48-99	.485	0-0	.000	46-64	.719	41	60	101	5.3	25	0	16	31	23	8	142	7.5
TOTAL	49-44	1127/23.0	122-247	.494	0-0	.000	94-127	.740	91	155	246	5.0	74	2	32	65	34	19	338	6.9

## THE LAST TIME ...

// UA scored 110+  
110, vs. Providence (11/16/98)  
// Scored 100 points at home  
101, Houston Baptist, 12-28-16  
// Scored 100 points on the road  
108, Baylor (3-6-91; SWC Tourna., Dallas, Texas)  
// Scored 90 points on the road  
91, (91-80 Win in 30T, 2-10-13, at Alabama)  
// Scored 70-79 points on the road  
72, vs. Binghamton (at New Mexico) (11-30-13)  
// Allowed 100 points  
100, #3 Connecticut (11-14-1998)  
// Allowed 80+ points  
90, at Texas A&M, 1-12-17  
// Allowed 70-79 points  
74, at Ole Miss, 1-1-2017  
// Allowed 69-60 points  
60, Texas Tech 12-3-16  
// Held opponent to 60-50 points  
56, Vanderbilt, 1-19-17  
// Held opponent to 40-49 points  
40, Houston Baptist, 12-28-16  
// Held opponent to 39-30  
36, Northwestern State, 12-18-16  
// Held opponent under 45 points three cons. games  
45, SHSU (11-8-13, W 81-45);  
33 ORU (11-13-13, W 91-33);  
45, Furman (11-16-13, W, 74-45)  
//Held an SEC opponent under 50 points in 3 cons. games  
47, Auburn (1-29-15, W, 52-47); 42, Alabama  
(2-1-15, W, 53-42); #24/21 Georgia (2-9-15, W, 54-48)  
// Held opponent to 29 points or less  
23, Binghamton, 11-30-13  
// Scored 90-99 points  
91 vs. Memphis, 11-25-16  
// Scored 80-89 points  
86, Mississippi Valley State (12-28-15)  
// Scored 70-79 points  
70 vs. Navy, 11-26-16  
// Scored 60-69 points  
68 at Alabama, 1-15-17  
// Was held to 50-59  
59, Vanderbilt, 1-19-17  
// Was held to 49-40  
48, at Missouri (2-14-16)  
// Was held to 39-20  
32, at No. 2 South Carolina (1-3-16)  
// Was held to 20 or less  
N/A  
// Held an opponent under 15 points in a half  
13, Northwestern State, 12-18-16  
// Won an overtime game  
91-80 Win in 30T, 2-10-13, at Alabama  
// Lost an overtime game  
Florida (71-66), 1-28-16  
// Won a double overtime game  
73-72, vs. Florida (1-29-12)  
// Lost a double overtime game  
N/A  
// Won a triple overtime game  
91-80 Win in 30T, 2-10-13, at Alabama  
// Played consecutive overtime games  
1-24-16 at Auburn (lost); 1-28-16 vs Florida (lost)  
// Won a regular season tournament  
Nugget Classic (Reno, Nev., Nov. 25-26, 2016)  
// Made 30-39 field goals  
38, Houston Baptist, 12-28-16  
// Made 20-29 field goals  
22, Vanderbilt, 1-19-17  
// Made 10-19 field goals  
17, LSU 1-8-17  
// Held opponent under 15 field goals  
14, Houston Baptist, 12-28-16

// Made 10 three-point field goals  
10, Houston Baptist, 12-28-16  
// Did not make a three point basket (began in 1986)  
0-10, at Mississippi State (L 44-47), 2-3-13  
// Made 30 free throws  
38 at Florida (38-54); (2-22-04)  
// Made 15+ Free Throws  
15, Houston Baptist, 12-28-16  
// Shot 40-49 or better from the field  
45.0 (27-60) at Alabama, 1-15-17  
// Shot 50-59 or better from the field  
52.1 (38-73), Houston Baptist, 12-28-16  
// Shot 60 percent or better from the field  
.600 (36-60) vs. Ole Miss (W, 93-52; 3-3-13)  
// Held to less than 40 percent from the field  
39.3 (22-56), Vanderbilt, 1-19-17  
// Held to less than 30 percent from the field  
29.6 (16-54), #4 Mississippi State, 1-5-17  
// Held to less than 20 percent from the field  
.182 (10-55) vs. No. 6/7 Tennessee (1-8-12; L, 38-69)  
// Allowed opponent to shoot over 50% from the field  
66.0 (35-53), at Texas A&M, 1-12-17  
// Held opponent to less than 40% from the field  
30.9 (17-55) at Alabama, 1-15-17  
// Held opponent to less than 30% from the field  
29.2 (7-24) at Alabama, 1-15-17  
// Held opponent to less than 20% from the field in a single half:  
.136 (3-22), First Half, Binghamton, 11-30-13  
.200 (5-25), First Half, MVSU, 12-28-13  
.200 (5-25), First Half, Grambling State, 12-29-14  
// Held opponent under 15% from three-point distance  
.143 (2-14) at Tulsa, 11-30-16  
// Had 70+ rebounds  
74, Mississippi Valley State (11-24-89)  
// Had 60-69 rebounds  
65, Grambling State, 12-29-14  
// Had 50-59 rebounds  
51, Houston Baptist, 12-28-16  
// Had five or more blocked shots in a game  
5, Vanderbilt, 1-19-17  
// Had 20 or more assists in a game  
27, Houston Baptist, 12-28-16  
// Had 20 or more steals in a game  
20, ORU (11-13-13)  
// Had 15 or more steals in a game  
18, Oregon, (11-25-12, W 79-67)  
// Had 10 or more steals in a game  
12, Houston Baptist, 12-28-16  
// Had 20 or more turnovers in a game  
21 vs. Navy, 11-26-16  
// Forced 20 or more turnovers in a game  
21 vs. Butler, 12-7-16  
// Forced 25 or more Turnovers in a game  
20, at Auburn (1-24-16)  
// Defeated a ranked team  
77-76, #17/16 Iowa (Las Vegas), 12-18-14  
54-48, #24/21 Georgia, 2-9-15  
57-55, No. 22/25 Northwestern, 3/20/15  
67-61, No. 13 Texas A&M, 1-7-16  
64-59, No. 13 Tennessee, 1-14-16  
64-52, No. 24 Missouri, 1-17-16  
// Defeated a ranked team on the road  
57-53, at #19/18 LSU, 2-23-14  
77-76, #17/16 Iowa (Las Vegas), 12-18-14  
// All-time SEC win streak  
8 games (1-15-12: Auburn through 2-15-12: at Auburn)  
// All-time SEC home win streak  
5 games (1-15-12: Auburn through 2-9-12: S. Carolina)

## THE LAST TIME A RAZORBACK PLAYER ...

// Scored 20-24 points  
20, Aaliyah Wilson, at Texas A&M, 1-12-17  
// Scored 25-29 points  
25, Jessica Jackson vs. No. 13 Tennessee (1-14-16)  
// Scored 30+ points  
34, Jessica Jackson, Houston Baptist, 12-28-16  
// Scored 20+ points seven times in a season  
Jessica Jackson, 2013-14 (22 vs. MTSU, 22 at Missouri, 23 at Florida, 24 at Georgia, 31 vs. Ole Miss, 23 at Kentucky, 25 at LSU)  
// Scored 20+ points eight times in a season  
Jessica Jackson, 2015-16 (20 vs. SHSU; 24 at SDSU; 29 vs. Tulsa, 22 vs. La; 22 vs. No. 5 Texas; 20 at No. 5 MSU; 25 vs. #13 Tennessee; 25, vs. Alabama; 20)  
// Double figures in 15 consecutive games (Season)  
Jessica Jackson, 11/11/16-; LSU 1-8-17  
// Scored 23+ points in three consecutive games  
Jessica Jackson (24 at Georgia 1-16-14, 31 vs. Ole Miss 1-19-14, 23 at Kentucky 1-26-14)  
// Three players scored double figures in 1 game  
at Texas A&M, 1-12-17 (Monk, Wilson, Swenson)  
// Four players scored double figures in 1 game  
at Ole Miss, 1-1-2017 (Jackson, Swenson, Mason, Cooley)  
// Four players scored doubles figures in a game for 4 consecutive games  
12-6-12 - 12-21-12; vs. Kansas, Furman, MVSU, and NSU  
// Five players scored double figures in 1 game  
at Alabama, 1-15-17 (Monk, Mason, Cosper, Cooley, Swenson)  
// Made 10+ field goals in a game  
12, Jessica Jackson, Houston Baptist, 12-28-16  
// Attempted 15-20 field goals in a game  
15, Aaliyah Wilson, at Texas A&M, 1-12-17  
// Attempted 20+ field goals in a game  
23, Jessica Jackson vs. No. 5 Texas (1-20-16)  
// Attempted 10 free throws in a game  
14, Jessica Jackson, Ole Miss, 2-28-16  
// Made 5 or more three-pointers in a game  
5, Jessica Jackson at #19/18 LSU, 2-23-14  
// Attempted 10+ three-pointers in a game  
11, Bria Pitts at #19/18 LSU, 2-23-14  
// Had 10-14 rebounds  
10, Jessica Jackson, at Ole Miss, 1-1-2017  
// Had 15+ rebounds  
20, Melissa Wolff, New Orleans, 1-30-15  
// Had 10 offensive rebounds - Records go back to 05-06  
11, Melissa Wolff vs. New Orleans (1-30-15)  
// Had 10 defensive rebounds - Records go back to 05-06  
11, Jessica Jackson, LSU (2/22/15)  
// Had 10+ assists  
10, Jaielyn Mason, at Ole Miss, 1-1-2017  
// Had 10+ assists in consecutive games  
Jaielyn Mason (11 vs. HBU, 12-28-16 and 10 at Ole Miss, 1-1-17)  
*Calli Berna (11 vs. No. 10/8 KY 2/7/13 and 11 at UA 2/10/13)*  
// Had 5+ blocks in a game  
(3x) 5, Jessica Jackson (vs. ORU, 11-13-13); (No. 25 Vanderbilt, 2-20-14); (at Tulsa, 12-14-14)  
// Had 10 or more blocks in a game  
9, Robyn Irwin vs. SMSU, 12-19-88 (school record)  
// Had 5 or more steals in a game  
5, Briunna Freeman vs. South Dakota (12-16)  
// Had a double-double  
10/10 asst, Jaielyn Mason, at Ole Miss, 1-1-2017  
11/10, Jessica Jackson, at Ole Miss, 1-1-2017  
// Had a double-double in two straight games  
2016-17, Jessica Jackson 43/10 vs. HBU, 12-28-16 and 11/10 at Ole Miss, 1-1-17  
2016-17, Jaielyn Mason, 10/11 vs. HBU, 12-28-16 and 10/10 at Ole Miss, 1-1-17

2015-16, Jessica Jackson 13/10 vs. SE Louisiana, 11-13-15; 20/13 vs. SHSU, 11-15-15  
// Had two players record a double-double  
10/10 asst, Jaielyn Mason, at Ole Miss, 1-1-17  
10/11, Jessica Jackson, at Ole Miss, 1-1-17  
// Had six double-doubles in a season  
Melissa Wolff, 2014-15 (Nicholls, Savannah State, Richmond, Grambling State, Tennessee, Northwest-ern)  
// Had 10+ double-doubles in a season  
2006-07, Lauren Ervin (14)  
// Had a triple-double  
14 pts, 13 reb, 12 asts, C'eira Ricketts vs. Auburn (1-18-2009)



00

**JESSICA JACKSON**  
6-3 | F | SR | Jacksonville, Ark.



2

**AALIYAH WILSON**  
5-10 | G/F | FR | Muskogee, Okla.



3

**MALICA MONK**  
5-5 | G | SO | N. Little Rock, Ark.



4

**KEIRYN SWENSON**  
6-1 | G/F | SO | Wichita, Kan.



10

**KIARA WILLIAMS**  
6-1 | F/C | FR | Little Rock, Ark.



14

**JAILYN MASON**  
5-9 | PG | FR | Mason, Ohio




20

**SYDNEY STOUT**  
6-0 | F | FR | Bixby, Okla.



21

**DEVIN COSPER**  
5-10 | G | JR | Coffeyville, Kan.



22

**BAILEY ZIMMERMAN**  
6-0 | G/F | SO | St. Vincent, Ark.



35

**ALECIA COOLEY**  
6-4 | C | SR | Evanston, Ill.



42

**YASMEEN RATLIFF**  
6-5 | C | FR | Alpharetta, Ga.



HC

**JIMMY DYKES**  
Arkansas, 1985 | 3rd Season



AC

**TARI CUMMINGS**  
Oklahoma State, 2003 | 6th Season



AC

**TOMMY DEFFEBAUGH**  
Drury College, 1985 | 2nd Season



AC

**CHENEL HARRIS**  
Kent State, 2010 | 1st Season